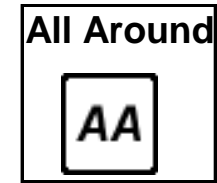
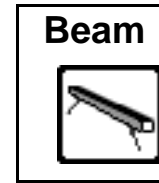
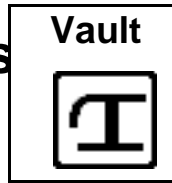


2016 Scottish Championships

Women's Artistic

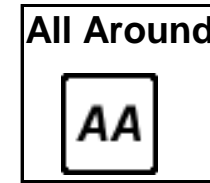
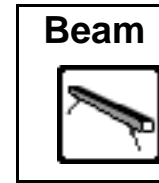
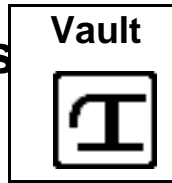


Espoir

No	Name	Club	Team	Comp	D	VT		D	UB		D	BB		D	FX		AA		
207	Ellie	Breadner	City of Glasgow	City of Glasgow	Espoir	4.0	13.150	1	2.5	10.400	2	4.3	12.500	2	4.6	11.300	11	47.350	1
216	Anna	Gibson	Dynamic	Dynamic	Espoir	3.8	12.950	4 =	2.4	9.300	4	4.5	12.900	1	3.7	12.150	3	47.300	2
213	Kacey	Morrison	Largs	Largs	Espoir	4.0	12.950	4 =	3.4	10.500	1	4.5	10.300	14	4.7	12.250	2	46.000	3
202	Kirsty	Fowler	COAG		Espoir	4.2	13.000	3	1.9	8.300	10	4.5	11.650	6	4.3	12.350	1	45.300	4
226	Crystelle	Lake	Zippys		Espoir	4.0	13.050	2	1.8	8.600	8	4.7	12.200	3	3.5	11.400	8	45.250	5
215	Pretoria	Drever	Dynamic	Dynamic	Espoir	3.8	12.750	7 =	2.4	9.550	3	4.1	11.100	10	3.7	11.000	16	44.400	6
214	Lauren	McCormack	Dynamic	Dynamic	Espoir	3.8	12.800	6	1.7	8.150	12	4.0	11.300	9	3.8	11.900	5	44.150	7
206	Sophie	MacPherson	City of Glasgow		Espoir	2.6	11.600	19	0.9	8.350	9	4.1	11.700	4 =	3.6	11.950	4	43.600	8
211	Lucia	Coggins	Largs	Largs	Espoir	4.0	12.650	10 =	1.9	9.050	5	3.6	10.100	15	3.5	11.250	12	43.050	9
219	Teagan	Batho	Garioch	Garioch B	Espoir	3.8	12.100	16	1.7	8.100	13	3.8	11.450	8	3.6	11.050	15	42.700	10
201	Rebecca	Farningham	DGC2K	DGC2K	Espoir	3.8	11.700	18	1.2	8.950	6	3.2	10.650	12	3.6	11.350	9 =	42.650	11
205	Jessica	Wright	City of Glasgow		Espoir	4.0	12.650	10 =	1.7	6.200	20	3.4	11.700	4 =	3.4	11.550	7	42.100	12
209	Lilly	Roy	Auchterarder		Espoir	3.8	12.200	14	1.2	8.900	7	3.4	10.000	16	3.4	10.550	18	41.650	13
221	Holly	Hixon	Lasswade		Espoir	4.0	12.750	7 =	1.6	7.600	17 =	3.3	9.550	21	3.9	11.600	6	41.500	14
217	Leah	Reid	Garioch	Garioch B	Espoir	3.8	12.150	15	1.8	8.050	14 =	3.2	9.700	19	3.5	11.350	9 =	41.250	15
204	Rebecca	Quinn	City of Glasgow		Espoir	2.4	11.000	23	1.0	8.050	14 =	3.6	10.700	11	3.1	11.200	13	40.950	16
208	Anna	Cameron	West Lothian	West Lothian	Espoir	4.0	12.250	13	1.0	8.250	11	3.1	9.800	18	3.2	9.950	22	40.250	17
203	Niamh	Telford	Dundonald		Espoir	2.4	11.300	22	1.9	7.100	19	3.0	9.600	20	3.6	10.500	19 =	38.500	18
223	Nadia	Callan	Zippys		Espoir	3.4	11.900	17	0.9	7.750	16	2.8	8.300	23	3.3	10.450	21	38.400	19 =
220	Neve	Mitchel	Balwearie		Espoir	2.6	11.350	21	1.7	6.100	21	3.0	9.850	17	3.6	11.100	14	38.400	19 =
210	Daisy	Morby	Auchterarder		Espoir	4.2	12.550	12	0.7	3.850	22	3.2	10.500	13	3.5	10.950	17	37.850	21
224	Sara	Herbert-Ruiz	Zippys		Espoir	4.0	11.400	20	1.0	7.600	17 =	2.9	8.350	22	2.7	8.500	23	35.850	22
222	Kelly	Wynne	Lasswade		Espoir	4.2	12.700	9	0.0	0.000	23 =	3.6	11.550	7	3.5	10.500	19 =	34.750	23
218	Brooke	Masson	Garioch	Garioch A	Espoir	0.0	0.000	24 =	0.0	0.000	23 =	4.0	8.200	24	0.0	0.000	24 =	8.200	24

2016 Scottish Championships

Women's Artistic



WAG-Jun

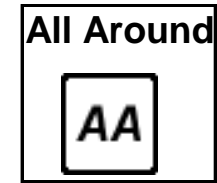
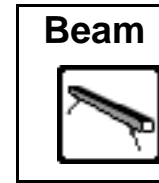
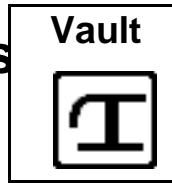
No	Name	Club	Team	Comp	D	VT		D	UB		D	BB		D	FX		AA		
243	Ellie	Russell	West Lothian	West Lothian	WAG-Jun	4.2	13.150	3	3.7	10.550	4 =	4.7	12.400	3	4.8	12.600	1	48.700	1
239	Isla	Warr	Park Wrekin		WAG-Jun	4.0	13.300	1	4.2	11.400	1	4.6	11.600	6	4.5	12.300	4	48.600	2
237	Sarah	McKenzie	DGC2K	DGC2K	WAG-Jun	4.2	13.000	4	3.4	10.550	4 =	4.7	11.900	5	4.8	12.550	2	48.000	3
236	Megan	Morrison	City of Glasgow	City of Glasgow	WAG-Jun	4.0	12.800	6	2.9	10.350	7	4.3	12.500	1 =	4.1	11.300	9 =	46.950	4
247	Naomi	Wright	Kettering Olympic		WAG-Jun	4.2	12.650	8	1.8	9.350	10	4.6	12.500	1 =	4.7	12.050	6	46.550	5
241	Erin	Fraser	Garioch	Garioch A	WAG-Jun	4.0	12.850	5	2.9	10.750	2	3.6	10.550	9	3.8	11.300	9 =	45.450	6
240	Erin	Gallacher	Dynamic	Dynamic	WAG-Jun	4.0	11.900	11	1.8	9.800	8	4.5	12.000	4	3.8	11.350	8	45.050	7
242	Laura	Jane Core	West Lothian	West Lothian	WAG-Jun	4.0	12.600	9	2.3	8.700	12	3.4	11.150	8	3.7	11.750	7	44.200	8
238	Rosa	Holm-Huxley	DGC2K	DGC2K	WAG-Jun	4.0	11.800	12	3.5	10.550	4 =	4.3	11.200	7	2.9	10.550	11	44.100	9
246	Carly	McFadden	Meadowbank		WAG-Jun	4.2	13.200	2	2.5	9.050	11	4.2	8.950	12	4.6	12.500	3	43.700	10
245	Lucy	McFadden	Meadowbank		WAG-Jun	4.0	12.700	7	2.3	9.550	9	4.2	9.150	11	4.1	12.100	5	43.500	11
248	Rebecca	Fraser	Zippys		WAG-Jun	3.4	12.000	10	0.8	7.100	13	2.7	9.200	10	2.4	9.900	12	38.200	12
249	Amy	Pavri	Zippys		WAG-Jun	3.4	11.500	13	0.6	2.600	14	1.8	8.750	13	2.3	9.000	13	31.850	13
244	Lucy	Orr	West Lothian	West Lothian	WAG-Jun	0.0	0.000	14 =	3.7	10.650	3	0.0	0.000	14 =	0.0	0.000	14 =	10.650	14

WAG-Sen

No	Name	Club	Team	Comp	D	VT		D	UB		D	BB		D	FX		AA		
227	Cara	Kennedy	City of Glasgow	City of Glasgow	WAG-Sen	4.6	13.600	1	3.8	10.250	4	4.4	13.050	1 =	5.0	13.250	1	50.150	1
231	Sofia	Ramzan	DGC2K	DGC2K	WAG-Sen	4.2	13.050	4	3.7	11.150	2	4.7	12.600	3	4.6	12.650	3	49.450	2
228	Shannon	Archer	City of Glasgow	City of Glasgow	WAG-Sen	4.4	13.500	2 =	2.4	8.500	5	4.9	13.050	1 =	4.6	12.750	2	47.800	3
250	Isabella	Tolometti	Garioch	Garioch A	WAG-Sen	4.0	12.650	6 =	4.1	11.250	1	4.5	11.400	5	4.4	11.700	5	47.000	4
234	Amy	Regan	Largs	Largs	WAG-Sen	4.4	13.500	2 =	3.2	10.700	3	4.4	11.500	4	3.9	10.600	6	46.300	5
251	Megan	Wright	Garioch	Garioch A	WAG-Sen	4.2	12.650	6 =	2.0	8.400	6 =	3.2	9.600	9	4.3	11.800	4	42.450	6
230	Cara	McDickom	City of Glasgow	City of Glasgow	WAG-Sen	3.0	11.500	10	1.6	8.400	6 =	2.9	11.000	6	3.0	10.500	7 =	41.400	7
253	Daisy	Willcocks	Garioch	Garioch A	WAG-Sen	3.8	11.350	11	1.2	8.300	8	2.9	9.550	10	4.2	10.500	7 =	39.700	8
232	Amy	Chambers	Meadowbank		WAG-Sen	3.0	12.050	9	0.7	7.100	10	2.4	9.450	11	2.9	9.300	9	37.900	9
252	Joanne	Lowe	Garioch	Garioch B	WAG-Sen	4.2	12.800	5	1.0	7.450	9	3.0	10.800	7	0.0	0.000	10 =	31.050	10
233	Lara	Berdelli	Zippys		WAG-Sen	3.8	12.100	8	0.7	3.250	11	2.4	10.000	8	0.0	0.000	10 =	25.350	11

2016 Scottish Championships

Women's Artistic

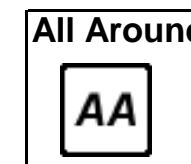
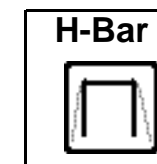
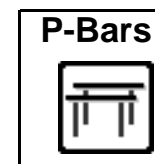
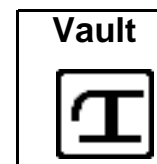
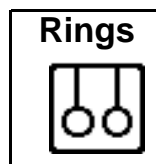



WAG-Sen Gst

No	Name	Club	Team	Comp	D	VT		D	UB		D	BB		D	FX		AA		
255	Casey	Bell	Ireland	WAG-Sen Gst	5.0	13.650	1	4.5	12.100	1 =	4.9	12.950	1	4.6	11.650	4	50.350	1	
254	Nicole	Mawhinney	Ireland	WAG-Sen Gst	5.0	12.600	4	4.6	11.250	3	5.2	12.550	2	4.9	11.900	2	48.300	2 =	
256	Ellis	O'Reilly	Ireland	WAG-Sen Gst	4.4	13.250	2	4.4	12.100	1 =	4.8	11.000	4	4.4	11.950	1	48.300	2 =	
229	Emma	Mackey	City of Glasgow	City of Glasgow	WAG-Sen Gst	4.2	13.150	3	0.0	0.000	4 =	4.2	11.300	3	3.9	11.800	3	36.250	4

2016 Scottish Championships

Mens Artistic



Boys

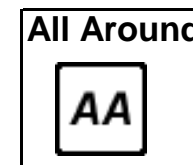
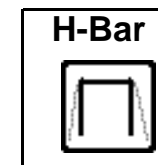

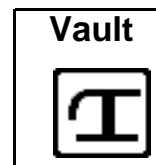
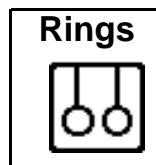

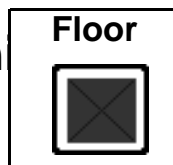
No	Name	Club	Comp	D	FX		D	PH		D	SR		D	VT		D	PB		D	HB		AA		
113	Reuben	Ward	Bury	Boys	3.7	12.567	1	3.5	10.967	1	2.1	11.267	1	3.6	11.934	1	3.2	10.967	7	1.8	10.000	3	67.702	1
102	Ben	Johnston	West Lothian	Boys	3.7	12.334	2	2.3	9.800	3	2.5	11.100	2 =	2.8	11.400	2	3.4	12.134	1	1.9	10.034	2	66.802	2
105	Ben	Henderson	City of Glasgow	Boys	3.8	12.267	3	2.3	7.700	6	2.1	10.400	6	2.8	11.134	3 =	3.1	12.100	2	1.9	10.167	1	63.768	3
104	Jude	Bannatyne	City of Glasgow	Boys	3.6	11.967	6	2.3	9.967	2	2.4	11.100	2 =	2.8	11.134	3 =	2.9	10.867	8	1.7	8.134	5	63.169	4
107	Matthew	McGill	Largs	Boys	3.6	12.000	5	2.3	9.634	4	2.1	9.900	7	2.0	11.134	3 =	3.1	11.567	4	1.2	7.134	7	61.369	5
106	Finlay	Logan	City of Glasgow	Boys	3.5	11.834	7	2.3	8.567	5	2.1	9.767	8	2.8	10.034	8	3.0	11.400	6	2.0	9.134	4	60.736	6
103	Peter	Ritch	Lasswade	Boys	3.5	12.067	4	1.8	7.067	8	1.8	10.500	5	2.8	10.634	7	3.0	12.034	3	1.7	8.034	6	60.336	7
101	Kyle	Davies	Waveney	Boys	3.5	11.800	8	1.7	7.600	7	1.8	10.834	4	2.0	10.867	6	2.8	11.500	5	0.6	0.600	8	53.201	8

Inter

No	Name	Club	Comp	D	FX		D	PH		D	SR		D	VT		D	PB		D	HB		AA		
116	Euan	McLellan	West Lothian	Inter	4.0	12.100	3	3.3	10.700	1	2.3	10.734	2	2.8	11.934	1	3.5	11.800	3	2.9	10.567	1 =	67.835	1
117	Rory	Smith	Lasswade	Inter	3.6	12.500	2	2.8	10.000	2	2.4	11.000	1	2.8	11.534	3	2.9	12.100	2	2.5	10.567	1 =	67.701	2
114	Aidan	Jordaan	West Lothian	Inter	3.4	10.934	7	2.2	7.467	3	2.1	10.567	3	2.8	11.600	2	3.0	12.200	1	1.7	10.200	3	62.968	3
124	Euan	Lister	Pipers Vale	Inter	3.5	11.467	5	2.1	5.434	4	2.1	8.334	7	3.0	10.834	6	3.0	10.867	4	1.7	9.900	4	56.836	4
125	Innes	Reid	Beacon Boys	Inter	4.3	12.567	1	1.4	3.167	5	2.0	8.400	6	2.8	11.034	4	2.7	10.334	6	1.6	6.767	5 =	52.269	5
119	Fraser	Lynes	City of Glasgow	Inter	3.4	11.500	4	1.4	1.700	6 =	2.1	9.734	5	2.0	10.867	5	2.8	10.467	5	1.6	6.767	5 =	51.035	6
115	Cameron	Lynn	West Lothian	Inter	3.4	10.067	8	1.4	1.700	6 =	2.1	10.034	4	2.8	10.034	8	2.1	4.834	7	1.6	6.367	7	43.036	7
118	Bradley	Campbell	City of Glasgow	Inter	3.5	11.334	6	0.0	0.000	8	0.0	0.000	8	3.0	10.667	7	0.0	0.000	8	0.0	0.000	8	22.001	8

2016 Scottish Championships

Mens Artistic



Youth

No	Name	Club	Comp	D	FX		D	PH		D	SR		D	VT		D	PB		D	HB		AA	
146	Joshua	Lincoln Bury	Youth	4.8	13.267	1	4.1	11.000	3	4.5	11.734	2	4.4	13.500	1	4.3	12.600	1	4.3	12.900	1	75.001	1
145	Patrick	Murphy Huntingdon	Youth	4.1	12.567	4	4.3	12.500	1	3.7	11.900	1	4.4	13.234	2	3.6	11.334	5	2.9	11.767	2	73.302	2
148	Adam	Logan City of Glasgow	Youth	4.3	12.667	3	3.8	10.200	5	3.0	11.367	3	4.4	13.034	3	3.7	12.234	3	2.2	10.867	3	70.369	3
147	Cameron	Lister Pipers Vale	Youth	4.5	12.400	5	3.6	10.667	4	2.2	10.067	4	3.6	11.767	5	3.7	11.634	4	3.2	9.000	4	65.535	4
149	Pavel	Karnejenko City of Glasgow	Youth	4.9	13.100	2	4.6	12.034	2	0.0	0.000	5	4.4	12.967	4	4.4	12.267	2	0.0	0.000	5	50.368	5

MAG-Jun

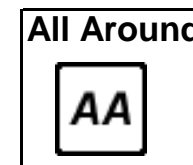
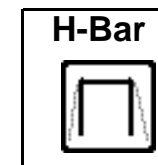

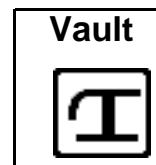
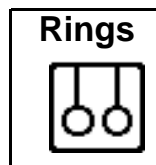
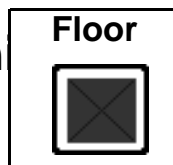
No	Name	Club	Comp	D	FX		D	PH		D	SR		D	VT		D	PB		D	HB		AA	
155	Kelvin	Cham City of Glasgow	MAG-Jun	5.2	13.000	1	4.8	12.134	1	4.6	13.234	1	5.6	12.700	2	5.1	13.800	1	3.9	11.534	1	76.402	1
154	David	Weir City of Glasgow	MAG-Jun	4.9	12.500	2	3.5	10.834	2	4.5	12.667	2	4.4	13.567	1	3.9	11.334	2	4.0	11.067	2	71.969	2

MAG-Sen

No	Name	Club	Comp	D	FX		D	PH		D	SR		D	VT		D	PB		D	HB		AA	
128	Daniel	Purvis Southport YMCA	MAG-Sen	6.0	14.334	1	6.2	14.000	1	6.1	13.367	1	5.6	13.634	1	6.7	15.700	1	6.1	14.700	1	85.735	1
127	Frank	Baines Southport YMCA	MAG-Sen	0.0	0.000	3 =	6.3	13.334	2	5.0	13.034	2	0.0	0.000	2 =	6.2	15.067	2	6.0	14.334	2	55.769	2
130	Stephen	Tonge West Lothian	MAG-Sen	0.0	0.000	3 =	4.2	10.367	3	3.0	10.634	3	0.0	0.000	2 =	3.2	12.334	3	0.0	0.000	3 =	33.335	3
143	Stephen	Wilson Falkirk Boys	MAG-Sen	3.3	7.534	2	0.0	0.000	4 =	0.0	0.000	4 =	0.0	0.000	2 =	0.0	0.000	4 =	0.0	0.000	3 =	7.534	4

2016 Scottish Championships

Mens Artistic



Boys Gst

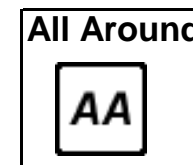
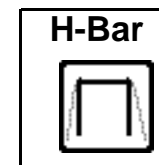

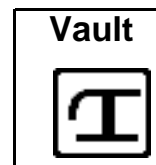
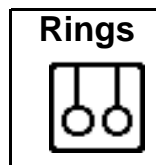
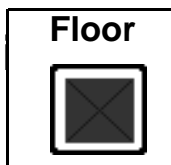
No	Name	Club	Comp	D	FX		D	PH		D	SR		D	VT		D	PB		D	HB		AA		
112	Alex	Morris	City of Manchester	Boys Gst	3.7	12.800	1	3.0	10.900	1	2.1	11.134	1	2.0	11.267	1	3.0	12.067	2	1.7	9.867	3	68.035	1
108	Nathan	Todosijczuk	City of Manchester	Boys Gst	3.7	12.434	2	3.3	9.434	3	2.1	11.000	2	2.0	11.034	2	3.4	12.300	1	1.9	10.400	1	66.602	2
110	Tremare	Brown	City of Manchester	Boys Gst	3.4	12.300	3	3.2	9.634	2	1.8	10.734	4	2.0	11.000	3	3.0	11.534	4	1.9	10.067	2	65.269	3
109	Jacob	Mairs-McKenzie	City of Manchester	Boys Gst	3.7	11.500	4	2.4	8.900	4	2.2	9.600	5	2.8	10.367	5	3.3	11.200	5	2.4	8.600	5	60.167	4
111	Loui	Heap	City of Manchester	Boys Gst	3.8	11.000	5	1.7	5.700	5	2.1	10.834	3	2.0	10.967	4	3.0	11.867	3	2.1	8.700	4	59.068	5

Inter Gst

No	Name	Club	Comp	D	FX		D	PH		D	SR		D	VT		D	PB		D	HB		AA		
121	William	Hood	City of Manchester	Inter Gst	3.5	12.100	1	3.5	9.800	2	2.6	9.467	4	2.0	10.800	2	4.1	12.034	1	3.1	8.300	4	62.501	1
123	William	Sundell	Hammarby Gymnasterna	Inter Gst	4.0	11.434	3	3.4	7.367	3	2.1	9.934	3	2.0	10.700	3	2.9	9.900	4	2.4	8.400	3	57.735	2
122	Lukas	Houser	Hammarby Gymnasterna	Inter Gst	4.1	12.000	2	1.9	2.267	4	2.2	10.400	2	2.8	11.300	1	2.9	11.167	3	2.1	10.500	2	57.634	3
120	Bradley	Cole	Southport YMCA	Inter Gst	0.0	0.000	4	4.3	11.000	1	3.9	11.900	1	0.0	0.000	4	4.6	12.000	2	3.3	11.800	1	46.700	4

2016 Scottish Championships

Mens Artistic



Youth Gst

No	Name	Club	Comp	D	FX		D	PH		D	SR		D	VT		D	PB		D	HB		AA		
150	Bradley	Nuttall	City of Manchester	Youth Gst	4.7	10.834	3 =	5.2	10.967	1	4.6	13.334	1	3.6	12.567	1	4.3	12.134	1	4.4	12.700	1	72.536	1
151	Filip	Kull	Hammarby Gymnasterna	Youth Gst	4.1	12.434	1	3.2	9.634	3	2.9	11.034	2	2.8	9.967	3	3.2	11.600	3	1.9	9.967	2	64.636	2
152	Mattias	Larsson	Hammarby Gymnasterna	Youth Gst	3.7	10.834	3 =	3.4	10.234	2	2.0	6.700	4	3.2	12.367	2	3.0	11.834	2	1.6	6.300	3	58.269	3
153	Simon	As	Hammarby Gymnasterna	Youth Gst	3.7	11.067	2	0.0	0.000	4	2.2	10.467	3	0.0	0.000	4	0.0	0.000	4	1.8	5.967	4	27.501	4

MAG-Jun Gst

No	Name	Club	Comp	D	FX		D	PH		D	SR		D	VT		D	PB		D	HB		AA		
158	Tony	Duchars	Ireland	MAG-Jun Gst	4.6	12.734	1	5.1	13.000	1	4.0	12.634	1	4.4	12.734	1	4.6	13.000	1	4.6	13.567	1	77.669	1
126	Alfie	Baines	Southport YMCA	MAG-Jun Gst	4.5	11.767	2	4.5	11.200	2	4.6	11.700	2	3.6	12.034	2	4.4	12.434	2	2.4	10.900	2	70.035	2

MAG-Sen Gst

No	Name	Club	Comp	D	FX		D	PH		D	SR		D	VT		D	PB		D	HB		AA		
132	Kieran	Behan	Ireland	MAG-Sen Gst	6.1	13.334	5	4.2	11.400	7	5.7	14.367	1	5.2	14.134	3	5.4	14.500	1	5.0	13.434	2	81.169	1
134	Andrew	Smith	Ireland	MAG-Sen Gst	6.0	14.500	1	4.5	12.167	6	4.4	11.767	10	5.2	14.467	1	5.4	14.400	2	5.4	13.800	1	81.101	2
135	Daniel	Fox	Ireland	MAG-Sen Gst	4.6	13.267	6	4.8	12.800	4	5.1	13.434	2	4.4	12.867	9	5.2	14.167	3	4.1	12.367	4	78.902	3
133	Rohan	Sebastian	Ireland	MAG-Sen Gst	5.3	13.600	2	4.9	12.967	3	5.5	13.367	3	4.8	13.600	5	4.5	13.100	6	4.9	12.200	5	78.834	4
137	Jack	Neill	Ireland	MAG-Sen Gst	5.4	13.500	3 =	5.5	13.000	2	4.5	12.867	5	5.2	13.867	4	4.0	13.267	5	3.7	11.767	8	78.268	5
138	Adam	Steele	Ireland	MAG-Sen Gst	5.1	12.234	8	5.2	13.367	1	4.5	12.767	6	5.2	14.334	2	4.9	13.567	4	4.8	11.567	9	77.836	6
139	Kim	Wanstrom	Hammarby Gymnasterna	MAG-Sen Gst	5.3	13.500	3 =	4.7	10.334	10	4.4	12.200	9	4.4	13.000	8	4.3	13.000	7	4.4	13.000	3	75.034	7
144	Elliott	Cooper	City of Manchester	MAG-Sen Gst	5.7	10.934	10	6.2	11.300	8	5.7	12.967	4	4.4	13.367	7	5.8	12.567	9	4.9	12.000	6	73.135	8
142	Karl	Idesjo	Hammarby Gymnasterna	MAG-Sen Gst	3.8	12.000	9	0.0	0.000	11 =	0.0	0.000	11 =	4.4	13.534	6	5.1	12.867	8	4.6	11.934	7	50.335	9
141	Henrik	Schroder	Hammarby Gymnasterna	MAG-Sen Gst	4.4	12.267	7	3.7	10.800	9	4.1	12.234	8	0.0	0.000	10 =	2.9	9.867	10	0.0	0.000	10 =	45.168	10
136	Chris	O'Connor	Ireland	MAG-Sen Gst	0.0	0.000	11 =	4.7	12.700	5	0.0	0.000	11 =	0.0	0.000	10 =	0.0	0.000	11 =	0.0	0.000	10 =	12.700	11
140	William	Broman	Hammarby Gymnasterna	MAG-Sen Gst	0.0	0.000	11 =	0.0	0.000	11 =	5.0	12.400	7	0.0	0.000	10 =	0.0	0.000	11 =	0.0	0.000	10 =	12.400	12

2016 Scottish Championships Results

WAG

Team	VT	UB	BB	FX	Total	Posn						
City of Glasgow	40.250	31.000	38.600	37.800	147.650	1	Ellie Breadner	Cara Kennedy	Shannon Archer	Emma Mackey	Cara McDickom	Megan Morrison
DGC2K	37.850	32.250	35.700	36.550	142.350	2	Rebecca Farningham	Sofia Ramzan	Sarah McKenzie	Rosa Holm-Huxley		
Dynamic	38.500	28.650	36.200	35.400	138.750	3	Lauren McCormack	Pretoria Drever	Anna Gibson	Erin Gallacher		
West Lothian	38.000	29.900	33.350	34.300	135.550	4	Anna Cameron	Laura Jane Core	Ellie Russell	Lucy Orr		
Largs	39.200	30.250	31.900	34.100	135.450	5	Lucia Coggins	Anna Hollins	Kacey Morrison	Amy Regan		
Garioch A	38.150	30.400	31.550	34.800	134.900	6	Brooke Masson	Erin Fraser	Isabella Tolometti	Megan Wright	Daisy Willcocks	
Garioch B	37.600	23.600	31.950	22.400	115.550	7	Leah Reid	Teagan Batho	Joanne Lowe			

2016 Scottish Championships Results Summary

No	Name		Club	Comp		Av Vault		
207	Ellie	Breadner	City of Glasgow	AppFin-Esp		13.125	1	
213	Kacey	Morrison	Largs	AppFin-Esp		12.825	2	
202	Kirsty	Fowler	COAG	AppFin-Esp		12.800	3	
221	Holly	Hixon	Lasswade	AppFin-Esp		12.750	4	=
211	Lucia	Coggins	Largs	AppFin-Esp		12.750	4	=
216	Kelly	Wynne	Lasswade	AppFin-Esp		6.300	6	

No	Name		Club	Comp	D	UB		
213	Kacey	Morrison	Largs	AppFin-Esp	3.4	11.200	1	
215	Pretoria	Drever	Dynamic	AppFin-Esp	2.5	10.300	2	
216	Anna	Gibson	Dynamic	AppFin-Esp	2.4	9.950	3	
211	Lucia	Coggins	Largs	AppFin-Esp	1.8	9.400	4	
201	Rebecca	Farningham	DGC2K	AppFin-Esp	1.2	8.800	5	
207	Ellie	Breadner	City of Glasgow	AppFin-Esp	1.8	7.700	6	

No	Name		Club	Comp	D	BB		
206	Sophie	MacPherson	City of Glasgow	AppFin-Esp	4.1	12.450	1	
216	Anna	Gibson	Dynamic	AppFin-Esp	4.5	12.250	2	
202	Kirsty	Fowler	COAG	AppFin-Esp	4.3	11.750	3	
207	Ellie	Breadner	City of Glasgow	AppFin-Esp	4.3	11.600	4	=
226	Crystelle	Lake	Zippys	AppFin-Esp	4.7	11.600	4	=
205	Jessica	Wright	City of Glasgow	AppFin-Esp	3.4	11.200	6	

No	Name		Club	Comp	D	FX		
213	Kacey	Morrison	Largs	AppFin-Esp	4.7	12.400	1	
202	Kirsty	Fowler	COAG	AppFin-Esp	4.3	12.150	2	
206	Sophie	MacPherson	City of Glasgow	AppFin-Esp	3.6	11.850	3	
214	Lauren	McCormack	Dynamic	AppFin-Esp	3.7	11.750	4	
216	Anna	Gibson	Dynamic	AppFin-Esp	3.7	11.350	5	
221	Holly	Hixon	Lasswade	AppFin-Esp	3.8	11.200	6	

2016 Scottish Championships Results Summary

No	Name		Club	Comp		Av Vault		
243	Ellie	Russell	West Lothian	AppFin-Jun		12.775	1	
246	Carly	McFadden	Meadowbank	AppFin-Jun		12.650	2	
245	Lucy	McFadden	Meadowbank	AppFin-Jun		12.625	3	
236	Megan	Morrison	City of Glasgow	AppFin-Jun		12.300	4	
241	Erin	Fraser	Garioch	AppFin-Jun		12.200	5	

No	Name		Club	Comp	D	UB		
243	Ellie	Russell	West Lothian	AppFin-Jun	3.8	11.250	1	
244	Lucy	Orr	West Lothian	AppFin-Jun	3.7	11.050	2	
238	Rosa	Holm-Huxley	DGC2K	AppFin-Jun	3.5	10.750	3	
241	Erin	Fraser	Garioch	AppFin-Jun	2.9	10.650	4	
239	Isla	Warr	Park Wrekin	AppFin-Jun	4.1	10.600	5	
236	Megan	Morrison	City of Glasgow	AppFin-Jun	2.9	9.200	6	

No	Name		Club	Comp	D	BB		
240	Erin	Gallacher	Dynamic	AppFin-Jun	4.5	12.250	1	
239	Isla	Warr	Park Wrekin	AppFin-Jun	4.6	12.100	2	
243	Ellie	Russell	West Lothian	AppFin-Jun	4.7	11.950	3	
237	Sarah	McKenzie	DGC2K	AppFin-Jun	4.7	11.900	4	
247	Naomi	Wright	Kettering Olympic	AppFin-Jun	4.7	11.550	5	
236	Megan	Morrison	City of Glasgow	AppFin-Jun	4.3	11.200	6	

No	Name		Club	Comp	D	FX		
237	Sarah	McKenzie	DGC2K	AppFin-Jun	4.8	12.750	1	
243	Ellie	Russell	West Lothian	AppFin-Jun	4.8	12.700	2	
246	Carly	McFadden	Meadowbank	AppFin-Jun	4.6	12.450	3	
239	Isla	Warr	Park Wrekin	AppFin-Jun	4.6	12.200	4	
247	Naomi	Wright	Kettering Olympic	AppFin-Jun	4.7	11.800	5	
245	Lucy	McFadden	Meadowbank	AppFin-Jun	4.2	10.050	6	

2016 Scottish Championships Results Summary

No	Name		Club	Comp		Av Vault		
234	Amy	Regan	Largs	AppFin-Sen		13.000	1	
228	Shannon	Archer	City of Glasgow	AppFin-Sen		12.850	2	
252	Joanne	Lowe	Garioch	AppFin-Sen		11.900	3	

No	Name		Club	Comp	D	UB		
227	Cara	Kennedy	City of Glasgow	AppFin-Sen	3.8	11.350	1	=
250	Isabella	Tolometti	Garioch	AppFin-Sen	4.1	11.350	1	=
231	Sofia	Ramzan	DGC2K	AppFin-Sen	3.7	11.100	3	
234	Amy	Regan	Largs	AppFin-Sen	3.1	9.700	4	
230	Cara	McDickom	City of Glasgow	AppFin-Sen	1.5	8.650	5	
251	Megan	Wright	Garioch	AppFin-Sen	1.7	4.200	6	

No	Name		Club	Comp	D	BB		
227	Cara	Kennedy	City of Glasgow	AppFin-Sen	4.4	12.900	1	
228	Shannon	Archer	City of Glasgow	AppFin-Sen	4.9	12.850	2	
231	Sofia	Ramzan	DGC2K	AppFin-Sen	4.7	12.700	3	
234	Amy	Regan	Largs	AppFin-Sen	4.3	10.550	4	
250	Isabella	Tolometti	Garioch	AppFin-Sen	4.5	9.650	5	
230	Cara	McDickom	City of Glasgow	AppFin-Sen	2.9	9.600	6	

No	Name		Club	Comp	D	FX		
227	Shannon	Archer	City of Glasgow	AppFin-Sen	4.7	13.000	1	
227	Cara	Kennedy	City of Glasgow	AppFin-Sen	4.6	12.700	2	
250	Isabella	Tolometti	Garioch	AppFin-Sen	4.8	12.600	3	
231	Sofia	Ramzan	DGC2K	AppFin-Sen	4.4	12.500	4	
234	Amy	Regan	Largs	AppFin-Sen	4.5	12.350	5	
251	Megan	Wright	Garioch	AppFin-Sen	4.2	11.700	6	

2016 Scottish Championships Results Summary

No	Name		Club	Comp		Av Vault		
308	Orianne	Slater	COAG	WAG-Dis		10.900	1	
309	Georgia	Carslaw	City of Glasgow	WAG-Dis		10.425	2	
307	Cailiegh	Quail	Jersey Special	WAG-Dis		9.000	3	

No	Name		Club	Comp	D	UB		
308	Orianne	Slater	COAG	WAG-Dis	3.2	10.700	1	
307	Cailiegh	Quail	Jersey Special	WAG-Dis	2.6	8.600	2	
309	Georgia	Carslaw	City of Glasgow	WAG-Dis	2.1	8.567	3	

No	Name		Club	Comp	D	BB		
309	Georgia	Carslaw	City of Glasgow	WAG-Dis	3.2	10.234	1	
308	Orianne	Slater	COAG	WAG-Dis	3.2	8.334	2	
307	Cailiegh	Quail	Jersey Special	WAG-Dis	2.8	8.000	3	

No	Name		Club	Comp	D	FX		
308	Orianne	Slater	COAG	WAG-Dis	3.5	10.300	1	
309	Georgia	Carslaw	City of Glasgow	WAG-Dis	3.5	10.200	2	
311	Sophie	Crawford	City of Glasgow	WAG-Dis	4.0	10.134	3	
307	Cailiegh	Quail	Jersey Special	WAG-Dis	2.8	9.134	4	

2016 Scottish Championships Results Summary

No	Name		Club	Comp	D	FX		
117	Rory	Smith	Lasswade	AppFin-Inter	3.6	12.400	1	
119	Fraser	Lynes	City of Glasgow	AppFin-Inter	3.5	12.300	2	
118	Bradley	Campbell	City of Glasgow	AppFin-Inter	3.7	12.250	3	
116	Euan	McLellan	West Lothian	AppFin-Inter	3.9	11.900	4	
124	Euan	Lister	Pipers Vale	AppFin-Inter	3.5	11.700	5	
125	Innes	Reid	Beacon Boys	AppFin-Inter	4.3	11.650	6	

No	Name		Club	Comp	D	PH		
116	Euan	McLellan	West Lothian	AppFin-Inter	3.3	11.950	1	
114	Aidan	Jordaan	West Lothian	AppFin-Inter	3.0	11.050	2	
117	Rory	Smith	Lasswade	AppFin-Inter	2.8	10.650	3	
115	Cameron	Lynn	West Lothian	AppFin-Inter	2.7	9.950	4	
124	Euan	Lister	Pipers Vale	AppFin-Inter	2.8	9.650	5	
125	Innes	Reid	Beacon Boys	AppFin-Inter	2.0	8.750	6	

No	Name		Club	Comp	D	SR		
116	Euan	McLellan	West Lothian	AppFin-Inter	2.5	11.050	1	
119	Fraser	Lynes	City of Glasgow	AppFin-Inter	2.3	10.850	2	
114	Aidan	Jordaan	West Lothian	AppFin-Inter	2.3	10.650	3	=
117	Rory	Smith	Lasswade	AppFin-Inter	2.4	10.650	3	=
115	Cameron	Lynn	West Lothian	AppFin-Inter	2.3	10.300	5	
125	Innes	Reid	Beacon Boys	AppFin-Inter	2.2	8.400	6	

No	Name		Club	Comp		Av Vault		
114	Aidan	Jordaan	West Lothian	AppFin-Inter		11.400	1	
116	Euan	McLellan	West Lothian	AppFin-Inter		11.375	2	
117	Rory	Smith	Lasswade	AppFin-Inter		11.325	3	
115	Cameron	Lynn	West Lothian	AppFin-Inter		11.125	4	
125	Innes	Reid	Beacon Boys	AppFin-Inter		11.075	5	

No	Name		Club	Comp	D	PB		
117	Rory	Smith	Lasswade	AppFin-Inter	2.9	11.250	1	
124	Euan	Lister	Pipers Vale	AppFin-Inter	2.8	11.100	2	
119	Fraser	Lynes	City of Glasgow	AppFin-Inter	2.9	10.750	3	
125	Innes	Reid	Beacon Boys	AppFin-Inter	2.7	10.000	4	=
114	Aidan	Jordaan	West Lothian	AppFin-Inter	2.9	10.000	4	=
116	Euan	McLellan	West Lothian	AppFin-Inter	2.6	8.850	6	

No	Name		Club	Comp	D	HB		
117	Rory	Smith	Lasswade	AppFin-Inter	2.5	11.500	1	
116	Euan	McLellan	West Lothian	AppFin-Inter	2.9	10.800	2	
114	Aidan	Jordaan	West Lothian	AppFin-Inter	1.7	10.450	3	
124	Euan	Lister	Pipers Vale	AppFin-Inter	1.7	9.850	4	
119	Fraser	Lynes	City of Glasgow	AppFin-Inter	1.6	7.300	5	
125	Innes	Reid	Beacon Boys	AppFin-Inter	1.6	7.150	6	

2016 Scottish Championships Results Summary

No	Name		Club	Comp	D	FX		
155	Kelvin	Cham	City of Glasgow	AppFin-MAG	4.7	13.100	1	=
154	David	Weir	City of Glasgow	AppFin-MAG	5.3	13.100	1	=
149	Pavel	Karnejenko	City of Glasgow	AppFin-MAG	4.8	11.900	3	
146	Joshua	Lincoln	Bury	AppFin-MAG	4.9	11.750	4	
148	Adam	Logan	City of Glasgow	AppFin-MAG	4.0	11.700	5	

No	Name		Club	Comp	D	PH		
128	Daniel	Purvis	Southport YMCA	AppFin-MAG	6.2	14.850	1	
155	Kelvin	Cham	City of Glasgow	AppFin-MAG	4.9	13.100	2	
149	Pavel	Karnejenko	City of Glasgow	AppFin-MAG	4.7	12.750	3	
145	Patrick	Murphy	Huntingdon	AppFin-MAG	3.7	12.050	4	
146	Joshua	Lincoln	Bury	AppFin-MAG	4.4	11.850	5	
127	Frank	Baines	Southport YMCA	AppFin-MAG	6.0	9.600	6	

No	Name		Club	Comp	D	SR		
155	Kelvin	Cham	City of Glasgow	AppFin-MAG	4.6	12.700	1	
146	Joshua	Lincoln	Bury	AppFin-MAG	4.4	11.950	2	
154	David	Weir	City of Glasgow	AppFin-MAG	4.4	11.900	3	
145	Patrick	Murphy	Huntingdon	AppFin-MAG	3.4	11.800	4	
130	Stephen	Tonge	West Lothian	AppFin-MAG	3.0	11.050	5	
148	Adam	Logan	City of Glasgow	AppFin-MAG	2.8	7.100	6	

No	Name		Club	Comp		Av Vault		
146	Joshua	Lincoln	Bury	AppFin-MAG		12.950	1	
154	David	Weir	City of Glasgow	AppFin-MAG		12.725	2	
148	Adam	Logan	City of Glasgow	AppFin-MAG		12.100	3	

No	Name		Club	Comp	D	PB		
128	Daniel	Purvis	Southport YMCA	AppFin-MAG	6.7	15.300	1	
146	Joshua	Lincoln	Bury	AppFin-MAG	4.3	12.500	2	
149	Pavel	Karnejenko	City of Glasgow	AppFin-MAG	3.8	12.250	3	=
127	Frank	Baines	Southport YMCA	AppFin-MAG	5.4	12.250	3	=
130	Stephen	Tonge	West Lothian	AppFin-MAG	3.7	11.500	5	
155	Kelvin	Cham	City of Glasgow	AppFin-MAG	4.7	9.350	6	

No	Name		Club	Comp	D	HB		
128	Daniel	Purvis	Southport YMCA	AppFin-MAG	5.9	14.700	1	
127	Frank	Baines	Southport YMCA	AppFin-MAG	5.7	13.200	2	
146	Joshua	Lincoln	Bury	AppFin-MAG	4.2	12.500	3	
154	David	Weir	City of Glasgow	AppFin-MAG	3.7	11.600	4	
155	Kelvin	Cham	City of Glasgow	AppFin-MAG	4.3	10.800	5	
148	Adam	Logan	City of Glasgow	AppFin-MAG	2.2	9.500	6	

2016 Scottish Championships Results Summary

No	Name		Club	Comp	D	FX		
304	Alexander	Buesnel	Jersey Special	MAG-Dis	3.7	12.050	1	
302	David	Rae	City of Glasgow	MAG-Dis	3.6	11.334	2	
301	Ramsay	Meiklem	City of Glasgow	MAG-Dis	3.2	10.600	3	
305	James	Lang	Jersey Special	MAG-Dis	3.5	10.384	4	
303	Alastair	Kemley	City of Glasgow	MAG-Dis	2.8	10.367	5	
306	Aaron	Bonnar	Jersey Special	MAG-Dis	3.1	9.667	6	

No	Name		Club	Comp	D	PH		
301	Ramsay	Meiklem	City of Glasgow	MAG-Dis	3.0	9.817	1	
305	James	Lang	Jersey Special	MAG-Dis	3.1	9.217	2	
306	Aaron	Bonnar	Jersey Special	MAG-Dis	3.0	9.184	3	
304	Alexander	Buesnel	Jersey Special	MAG-Dis	3.2	8.967	4	

No	Name		Club	Comp	D	SR		
304	Alexander	Buesnel	Jersey Special	MAG-Dis	3.0	10.617	1	
302	David	Rae	City of Glasgow	MAG-Dis	2.6	10.450	2	
305	James	Lang	Jersey Special	MAG-Dis	2.8	8.817	3	
306	Aaron	Bonnar	Jersey Special	MAG-Dis	2.7	8.434	4	
301	Ramsay	Meiklem	City of Glasgow	MAG-Dis	2.5	8.150	5	
303	Alastair	Kemley	City of Glasgow	MAG-Dis	1.9	7.684	6	

No	Name		Club	Comp	D	VT		
304	Alexander	Buesnel	Jersey Special	MAG-Dis	3.0	12.067	1	
305	James	Lang	Jersey Special	MAG-Dis	3.0	11.500	2	
306	Aaron	Bonnar	Jersey Special	MAG-Dis	3.0	11.134	3	
301	Ramsay	Meiklem	City of Glasgow	MAG-Dis	3.0	11.133	4	
303	Alastair	Kemley	City of Glasgow	MAG-Dis	1.6	10.533	5	

No	Name		Club	Comp	D	PB		
304	Alexander	Buesnel	Jersey Special	MAG-Dis	3.5	10.467	1	
301	Ramsay	Meiklem	City of Glasgow	MAG-Dis	2.5	9.350	2	
305	James	Lang	Jersey Special	MAG-Dis	2.4	7.200	3	
306	Aaron	Bonnar	Jersey Special	MAG-Dis	2.6	6.867	4	
303	Alastair	Kemley	City of Glasgow	MAG-Dis	1.7	5.584	5	

No	Name		Club	Comp	D	HB		
302	David	Rae	City of Glasgow	MAG-Dis	2.6	9.000	1	
304	Alexander	Buesnel	Jersey Special	MAG-Dis	2.8	8.750	2	
305	James	Lang	Jersey Special	MAG-Dis	2.4	7.600	3	
306	Aaron	Bonnar	Jersey Special	MAG-Dis	2.6	6.850	4	
301	Ramsay	Meiklem	City of Glasgow	MAG-Dis	2.4	6.617	5	