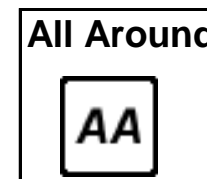

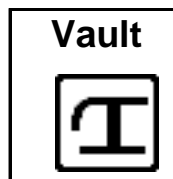


2014 Artistic Celtic Cup

Women's Artistic

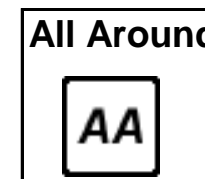
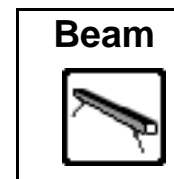
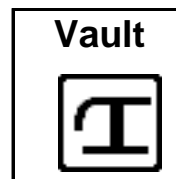


WAG U13

No	Name	Club	Team	Comp	D	VT		D	UB		D	BB		D	FX		AA		
4	Jolie	Ruckley	Wales	WAG U13 Wales	WAG U13	4.2	12.950	2 =	3.2	11.000	2	4.6	12.300	2 =	4.7	12.500	2	48.750	1
1	Maisie	Methuen	Wales	WAG U13 Wales	WAG U13	4.4	13.150	1	3.2	11.400	1	5.0	11.050	7	4.9	13.050	1	48.650	2
2	Latalia	Bevan	Wales	WAG U13 Wales	WAG U13	4.0	12.950	2 =	3.1	10.700	3 =	5.3	12.950	1	4.9	11.550	5	48.150	3
3	Adrienne	Emmanuel	Wales	WAG U13 Wales	WAG U13	4.0	12.100	12	2.4	10.700	3 =	4.4	11.650	4	3.9	11.950	3	46.400	4
5	Zoe	Simmons	Wales	WAG U13 Wales	WAG U13	4.2	12.750	4	2.4	9.600	5	4.6	10.850	8 =	4.5	11.750	4	44.950	5
20	Megan	Morrison	Scotland	WAG U13 Scotland	WAG U13	4.0	12.450	10	0.9	8.400	10	4.2	12.300	2 =	3.5	11.250	6	44.400	6
19	Lucy	Orr	Scotland	WAG U13 Scotland	WAG U13	4.0	12.500	8 =	2.5	9.500	6	3.8	11.450	5	3.2	10.650	9	44.100	7
17	Sarah	MacKenzie	Scotland	WAG U13 Scotland	WAG U13	4.2	12.650	5	2.0	8.950	8	3.8	9.700	17	4.1	11.000	8	42.300	8
18	Isla	Warr	Scotland	WAG U13 Scotland	WAG U13	4.0	12.600	6	1.8	7.350	18 =	3.3	11.150	6	3.5	10.300	11 =	41.400	9
7	Meg	Ryan	Ireland	WAG U13 Ireland	WAG U13	4.0	12.350	11	1.1	7.350	18 =	3.1	10.400	12 =	3.7	11.100	7	41.200	10
6	Li Ling	Martin	Ireland	WAG U13 Ireland	WAG U13	4.0	12.500	8 =	1.7	7.550	14 =	3.7	10.800	10	3.1	10.150	15	41.000	11
21	Rosa	Holm-Huxley	Scotland	WAG U13 Scotland	WAG U13	2.4	11.200	15	2.3	9.350	7	3.0	9.950	15	3.2	9.800	17	40.300	12
11	Niamh	Hutchinson	Ireland	WAG U13 Ireland	WAG U13	4.0	12.550	7	1.0	7.550	14 =	2.6	10.400	12 =	2.7	9.600	18	40.100	13
13	Rebecca	Geddis	Northern Ireland	WAG U13 Northern Ireland	WAG U13	2.4	11.100	16 =	1.0	7.550	14 =	3.2	10.850	8 =	3.3	10.200	13 =	39.700	14
8	Aisling	Fuller	Ireland	WAG U13 Ireland	WAG U13	2.4	11.100	16 =	1.0	8.150	11 =	3.1	10.100	14	3.1	10.300	11 =	39.650	15
14	Lauren	Lamont	Northern Ireland	WAG U13 Northern Ireland	WAG U13	2.4	11.250	14	1.0	7.500	17	2.8	9.900	16	3.4	10.450	10	39.100	16
9	Emma	Slevin	Ireland	WAG U13 Ireland	WAG U13	2.4	10.900	20	0.9	7.900	13	2.9	10.650	11	3.2	9.400	19	38.850	17
12	Orlaith	Watson	Northern Ireland	WAG U13 Northern Ireland	WAG U13	2.6	11.000	18	1.1	8.150	11 =	2.9	7.900	19	3.5	9.050	20	36.100	18
15	Zoe	Boal	Northern Ireland	WAG U13 Northern Ireland	WAG U13	2.4	10.950	19	0.7	0.750	20	3.1	9.000	18	2.4	10.050	16	30.750	19
10	Shauna	Kelly	Ireland	WAG U13 Ireland	WAG U13	3.0	11.450	13	1.0	8.550	9	0.0	0.000	20 =	3.1	10.200	13 =	30.200	20

2014 Artistic Celtic Cup

Women's Artistic

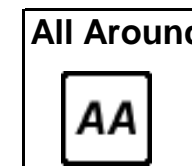
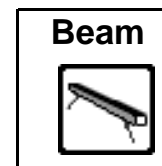
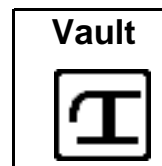


WAG U16

No	Name	Club	Team	Comp	D	VT		D	UB		D	BB		D	FX		AA		
46	Casey	Bell	Northern Ireland	WAG U16 Northern Ireland	WAG U16	4.6	13.500	1	4.9	11.800	2	4.6	12.100	6	4.6	12.350	2	49.750	1
25	Holly	Jones	Wales	WAG U16 Wales	WAG U16	4.2	13.150	4	3.0	11.400	6	4.1	12.150	5	4.9	12.900	1	49.600	2
45	Eilis	O'Reilly	Northern Ireland	WAG U16 Northern Ireland	WAG U16	4.4	13.350	2	4.2	11.750	3	5.0	12.700	1	5.0	10.500	17 =	48.300	3
40	Isabella	Tolometti	Scotland	WAG U16 Scotland	WAG U16	4.0	12.900	9 =	3.6	11.700	4 =	4.7	11.750	8	4.5	11.800	5	48.150	4
23	Annalise	Evans	Wales	WAG U16 Wales	WAG U16	4.2	12.650	13 =	3.9	11.700	4 =	4.5	11.500	11	4.6	11.950	4	47.800	5
27	Harriet	Moore	Wales	WAG U16 Wales	WAG U16	4.2	12.800	12	3.9	11.200	7	4.9	12.600	2	4.0	11.000	12	47.600	6
28	Niamh	Rogers	Ireland	WAG U16 Ireland	WAG U16	4.2	13.200	3	2.5	10.000	11 =	4.1	11.700	9	4.5	12.050	3	46.950	7
41	Sofia	Ramzan	Scotland	WAG U16 Scotland	WAG U16	4.2	13.000	6 =	2.8	10.850	8	4.1	12.000	7	4.4	10.900	13 =	46.750	8
42	Lisa	Chandler	Scotland	WAG U16 Scotland	WAG U16	3.8	12.450	18	2.1	10.000	11 =	3.7	11.600	10	4.3	11.550	6	45.600	9
29	Denise	Moloney	Ireland	WAG U16 Ireland	WAG U16	4.2	12.850	11	2.3	9.550	14	4.1	11.100	16	4.2	11.350	8 =	44.850	10
24	Hana	Davies	Wales	WAG U16 Wales	WAG U16	4.2	12.900	9 =	3.2	10.100	10	3.6	9.350	23	3.9	11.450	7	43.800	11
47	Hannah	Morrison	Northern Ireland	WAG U16 Northern Ireland	WAG U16	4.2	13.000	6 =	1.0	7.900	21 =	4.7	12.300	4	4.8	10.500	17 =	43.700	12
43	Gaynor	McGiffen	Scotland	WAG U16 Scotland	WAG U16	4.0	12.300	20	1.8	9.750	13	3.3	11.150	14 =	3.1	10.000	21 =	43.200	13
48	Hannah	Lecky	Northern Ireland	WAG U16 Northern Ireland	WAG U16	4.2	12.550	16 =	1.1	8.900	17	3.7	11.200	13	3.4	10.250	19	42.900	14
33	Emer	Shimizu	Ireland	WAG U16 Ireland	WAG U16	4.2	12.600	15	1.0	8.200	19 =	3.1	11.150	14 =	3.1	10.550	16	42.500	15 =
44	Hayley	Bell	Scotland	WAG U16 Scotland	WAG U16	4.2	12.550	16 =	1.1	9.000	15	3.6	10.200	20	3.7	10.750	15	42.500	15 =
30	Jessica	Ryan	Ireland	WAG U16 Ireland	WAG U16	4.2	13.000	6 =	1.0	8.200	19 =	2.9	10.950	17	3.1	10.000	21 =	42.150	17
32	Katie	O'Hara	Ireland	WAG U16 Ireland	WAG U16	3.0	12.050	22	1.2	8.850	18	3.6	9.850	21	3.8	11.100	11	41.850	18
36	Isabel	Hester	Isle of Man	WAG U16 Isle of Man	WAG U16	4.2	11.750	24	1.8	7.900	21 =	3.8	9.550	22	3.4	10.100	20	39.300	19
38	Ciara	Goddard	Isle of Man	WAG U16 Isle of Man	WAG U16	4.0	12.650	13 =	1.0	6.250	25	2.9	10.500	19	3.2	9.200	24	38.600	20
37	Chloe	Donnelly	Isle of Man	WAG U16 Isle of Man	WAG U16	3.0	11.500	25	0.9	6.000	26	2.9	8.600	24	2.2	9.850	23	35.950	21
34	Tara	Donnelly	Isle of Man	WAG U16 Isle of Man	WAG U16	4.4	12.150	21	0.0	0.000	27	4.7	11.450	12	4.7	11.200	10	34.800	22
35	Kaitlin	Kneen	Isle of Man	WAG U16 Isle of Man	WAG U16	4.2	13.050	5	2.3	10.400	9	4.2	10.750	18	0.0	0.000	26 =	34.200	23
22	Sasha	Winton	Wales	WAG U16 Wales	WAG U16	0.0	0.000	26 =	3.5	8.950	16	4.8	12.350	3	3.8	11.350	8 =	32.650	24
39	Lauren	Kerruish	Isle of Man	WAG U16 Isle of Man	WAG U16	3.0	11.850	23	0.9	6.450	24	2.5	6.800	25	2.3	7.100	25	32.200	25
31	Amy	O'Neill	Ireland	WAG U16 Ireland	WAG U16	4.0	12.350	19	1.1	7.300	23	0.0	0.000	26 =	3.3	10.900	13 =	30.550	26
26	Rebecca	Moore	Wales	WAG U16 Wales	WAG U16	0.0	0.000	26 =	5.0	13.000	1	0.0	0.000	26 =	0.0	0.000	26 =	13.000	27

2014 Artistic Commonwealth Invitational

Women's Artistic

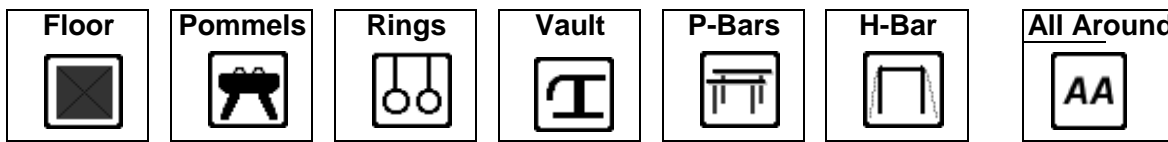


WAG CGI

No	Name	Club	Team	Comp	Av VT	D	VT		D	UB		D	BB		D	FX		AA		
128	Emma	White	Scotland	WAG CGI Scotland	WAG CGI	13.975	5.0	14.300	1	4.5	12.700	1	4.9	13.150	4	5.1	13.100	2	53.250	1
131	Erin	McLachlan	Scotland	WAG CGI Scotland	WAG CGI	13.700	4.6	13.700	5	5.1	12.000	3	5.2	13.900	1	4.8	13.200	1	52.800	2
116	Marisa	Dick	Trinidad & Tobago		WAG CGI	13.825	5.0	13.850	3 =	4.6	12.600	2	5.2	13.450	2	4.6	12.650	6 =	52.550	3
111	Jordan	Archibald	Sco B		WAG CGI		5.0	13.850	3 =	3.2	11.050	9	4.7	11.850	15	4.7	12.300	10	49.050	4
129	Carly	Smith	Scotland	WAG CGI Scotland	WAG CGI		4.4	12.600	22 =	3.3	11.550	6	4.4	12.100	12	4.9	12.700	5	48.950	5
103	Nicole	Mawhinney	Northern Ireland	WAG CGI Northern Ireland	WAG CGI	12.700	4.6	12.700	20	3.6	11.100	7 =	4.7	12.950	5	4.9	12.150	12	48.900	6
132	Kirsty	Campbell	Scotland	WAG CGI Scotland	WAG CGI		4.8	13.650	6	4.1	10.800	12 =	3.7	12.250	11	4.8	11.900	16	48.600	7 =
136	Nur Eli Ellina	Azmi	Malaysia	WAG CGI Malaysia	WAG CGI	13.000	4.4	13.050	13 =	4.7	10.850	10 =	5.1	12.350	10	4.7	12.350	9	48.600	7 =
110	Cara	Kennedy	Sco B		WAG CGI		4.6	13.300	8 =	3.1	9.850	18	4.4	12.650	6	4.6	12.800	3	48.600	7 =
105	Ciara	Roberts	Northern Ireland	WAG CGI Northern Ireland	WAG CGI		4.0	13.050	13 =	2.6	10.850	10 =	4.6	11.600	16	4.6	12.600	8	48.100	10
130	Beth	McKellar	Scotland	WAG CGI Scotland	WAG CGI		4.4	13.100	11 =	1.9	10.300	15	4.9	12.500	9	4.9	12.100	13	48.000	11
123	Dipa	Karmakar	India	WAG CGI India	WAG CGI	13.975	5.0	14.050	2	4.0	10.000	17	5.4	12.550	8	5.2	10.750	23 =	47.350	12
135	Ing Yueh	Tan	Malaysia	WAG CGI Malaysia	WAG CGI	12.975	4.6	12.750	18 =	4.8	11.100	7 =	4.1	10.650	22 =	4.7	12.650	6 =	47.150	13
118	Grace	Harrison	Isle of Man	WAG CGI Isle of Man	WAG CGI	12.850	4.4	12.800	17	3.7	10.800	12 =	4.4	10.900	19	5.3	12.050	14	46.550	14
137	Li Wen, Rachel	Yeoh	Malaysia	WAG CGI Malaysia	WAG CGI		4.2	12.600	22 =	3.8	10.050	16	3.9	10.850	20	4.8	12.000	15	45.500	15
120	Nicole	Burns	Isle of Man	WAG CGI Isle of Man	WAG CGI		4.0	12.750	18 =	3.8	10.350	14	4.0	10.350	25	4.3	11.200	19	44.650	16
124	Rucha	Divekar	India	WAG CGI India	WAG CGI	13.225	4.4	13.300	8 =	1.8	8.350	23 =	3.9	10.500	24	4.4	11.450	18	43.600	17
107	Kirsty Rosalind	Caruana	Malta	WAG CGI Malta	WAG CGI		4.2	13.100	11 =	1.1	8.500	22	3.5	10.100	27 =	4.3	11.600	17	43.300	18
125	Shravani	Raut	India	WAG CGI India	WAG CGI		4.4	13.150	10	3.9	7.700	26	4.2	11.150	18	4.3	11.050	21	43.050	19
126	Praniti	Das	India	WAG CGI India	WAG CGI		4.6	13.000	15 =	2.2	6.550	28	4.6	11.950	14	4.2	10.550	25 =	42.050	20
112	Gabby	Vincent	Bermuda	WAG CGI Bermuda	WAG CGI		3.8	12.100	26 =	1.9	9.800	19	2.9	10.100	27 =	3.0	9.600	28	41.600	21
115	Tabytha	Hofheins	Bermuda	WAG CGI Bermuda	WAG CGI		4.0	12.650	21	1.7	7.350	27	3.5	10.650	22 =	3.6	10.900	22	41.550	22
106	Adreana Jo	Zammit	Malta	WAG CGI Malta	WAG CGI		4.2	12.150	25	1.7	8.900	21	2.7	10.750	21	3.6	9.350	29	41.150	23
113	Zantae	Dill	Bermuda	WAG CGI Bermuda	WAG CGI		3.2	12.250	24	1.9	7.850	25	4.0	9.550	29	3.4	10.750	23 =	40.400	24
127	Dwija	Asher	India	WAG CGI India	WAG CGI		4.2	13.000	15 =	2.7	8.350	23 =	4.2	9.500	30	4.1	9.250	30	40.100	25
101	India	McPeak	Northern Ireland	WAG CGI Northern Ireland	WAG CGI		4.6	13.550	7	0.0	0.000	30 =	5.3	13.250	3	4.7	12.200	11	39.000	26
114	Sydney	Mason	Bermuda	WAG CGI Bermuda	WAG CGI		4.2	12.100	26 =	1.5	6.400	29	2.9	10.150	26	3.1	9.700	27	38.350	27
133	Farah Ann	Abd. Hadi	Malaysia	WAG CGI Malaysia	WAG CGI		0.0	0.000	31 =	4.8	11.900	4	4.9	12.000	13	5.1	12.750	4	36.650	28
102	Sarah	Beck	Northern Ireland	WAG CGI Northern Ireland	WAG CGI		4.0	11.450	29	4.0	11.800	5	4.0	11.350	17	0.0	0.000	31 =	34.600	29
122	Emma	Lunn	GUEST		WAG CGI		0.0	0.000	31 =	0.0	0.000	30 =	5.0	12.600	7	4.7	11.150	20	23.750	30
119	Aoife	Donnelly	Isle of Man	WAG CGI Isle of Man	WAG CGI		4.4	11.850	28	0.0	0.000	30 =	0.0	0.000	31 =	4.4	10.550	25 =	22.400	31
108	Peppijna	Dalli	Malta	WAG CGI Malta	WAG CGI		2.4	10.100	30	2.0	9.100	20	0.0	0.000	31 =	0.0	0.000	31 =	19.200	32

2014 Artistic Celtic Cup

Mens Artistic



MAG U14

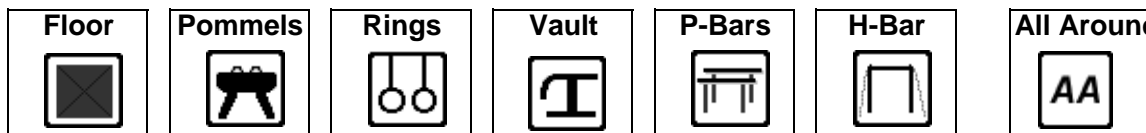
No	Name	Club	Team	Comp	D	FX		D	PH		D	SR		D	VT		D	PB		D	HB		AA								
68	Emil	Barber	Wales	MAG U14 Wales	MAG U14	4.2	12.700	1	3.3	10.900	11	=	2.3	11.450	2	3.6	12.500	1	3.3	12.650	2	2.4	10.700	2	70.900	1					
57	Morgan	Girvin	Ireland	MAG U14 Ireland	MAG U14	3.9	12.150	5	3.2	11.750	4	=	2.4	10.350	16	=	2.0	11.250	10	3.2	12.450	4	2.3	10.900	1	68.850	2				
64	Kerr	McKie	Scotland	MAG U14 Scotland	MAG U14	4.1	12.050	9	=	3.2	11.350	7	=	2.6	11.550	1	2.8	11.000	16	=	3.3	11.750	12	=	2.3	10.200	5	=	67.900	3	
70	Cameron	Sinden	Wales	MAG U14 Wales	MAG U14	4.0	11.200	22	=	3.1	11.950	2	=	2.2	10.650	10	=	3.0	12.150	4	3.1	11.750	12	=	2.0	10.050	8	=	67.750	4	
71	Morgan	Jones	Wales	MAG U14 Wales	MAG U14	3.9	12.100	6	=	3.1	10.700	13	=	2.4	9.800	23	=	3.6	12.350	2	3.6	12.000	8	=	3.0	10.200	5	=	67.150	5	
56	Damien	Feller	Ireland	MAG U14 Ireland	MAG U14	3.8	11.850	13	=	3.2	8.800	22	=	2.7	10.850	7	=	3.6	12.200	3	3.5	12.700	1	2.0	10.600	3	=	67.000	6		
62	Joshua	Lincoln	Scotland	MAG U14 Scotland	MAG U14	4.2	11.700	16	=	3.3	10.900	11	=	2.6	10.000	22	=	3.6	11.350	9	3.5	12.500	3	3.3	10.450	4	=	66.900	7		
66	Euan	McLellan	Scotland	MAG U14 Scotland	MAG U14	3.6	11.200	22	=	3.1	11.650	5	=	2.2	11.300	4	2.0	10.650	25	3.4	12.100	6	1.5	9.450	12	=	66.350	8			
72	Jacob	Edwards	Wales	MAG U14 Wales	MAG U14	3.8	12.100	6	=	2.4	9.750	20	=	2.2	11.400	3	2.0	11.150	11	=	3.3	11.450	18	1.8	10.100	7	=	65.950	9		
74	Callum	Kewley	Isle of Man		MAG U14	3.8	12.100	6	=	3.0	11.050	10	=	2.0	10.900	6	2.0	10.800	20	=	3.3	11.250	19	2.0	9.800	9	=	65.900	10		
65	Adam	Logan	Scotland	MAG U14 Scotland	MAG U14	4.0	11.600	19	=	3.2	11.150	8	=	2.7	10.500	14	=	2.8	12.000	5	3.3	11.000	20	2.3	9.500	11	=	65.750	11		
73	Liam	Tanner	Wales	MAG U14 Wales	MAG U14	3.8	11.700	16	=	2.4	10.100	18	=	2.3	10.150	19	=	2.0	11.000	16	=	3.1	12.050	7	2.0	9.750	10	=	64.750	12	
58	Conor	McGrath	Ireland	MAG U14 Ireland	MAG U14	3.8	11.800	14	=	3.8	12.400	1	=	2.2	9.350	25	3.0	11.600	7	3.5	11.850	10	=	2.1	7.600	17	=	64.600	13		
50	Matthew	Devlin	Northern Ireland	MAG U14 Northern Ireland	MAG U14	3.0	10.700	25	=	3.2	11.400	6	=	2.0	10.300	18	=	2.8	11.650	6	3.2	11.500	17	1.8	8.900	13	=	64.450	14		
53	Ronan	McCroary	Northern Ireland	MAG U14 Northern Ireland	MAG U14	3.8	11.300	20	=	3.2	10.700	13	=	2.0	10.450	15	=	2.8	11.400	8	2.8	11.600	14	=	1.4	6.900	19	=	62.350	15	
67	Khuzaymah	Saddique	Scotland	MAG U14 Scotland	MAG U14	3.5	12.250	3	=	2.3	10.450	15	=	1.8	10.800	9	2.0	10.750	23	=	3.0	12.350	5	1.3	5.500	21	=	62.100	16		
52	Anthony	Hanrahan	Northern Ireland	MAG U14 Northern Ireland	MAG U14	3.5	11.750	15	=	2.4	9.350	21	=	1.8	10.650	10	=	2.0	11.100	13	=	3.1	10.900	21	1.7	7.900	16	=	61.650	17	
60	Ilya	Babkin	Ireland	MAG U14 Ireland	MAG U14	3.7	12.250	3	=	2.4	10.250	17	=	2.1	10.950	5	2.0	11.150	11	=	3.3	12.000	8	=	1.3	4.650	23	=	61.250	18	
59	Luke	Walsh	Ireland	MAG U14 Ireland	MAG U14	3.8	12.050	9	=	1.8	7.850	23	=	2.3	9.750	24	2.0	11.000	16	=	3.1	11.850	10	=	1.9	8.150	14	=	60.650	19	
63	Rory	Smith	Scotland	MAG U14 Scotland	MAG U14	3.4	12.400	2	=	1.8	10.050	19	=	1.8	10.850	7	=	2.0	10.800	20	=	3.0	11.600	14	=	1.3	4.850	22	=	60.550	20
51	David	Martelli	Northern Ireland	MAG U14 Northern Ireland	MAG U14	3.5	11.300	20	=	3.2	11.850	3	=	2.0	10.050	21	=	2.0	10.900	19	2.5	9.850	24	1.4	6.400	20	=	60.350	21		
61	Guy	O'Rourke-Walker	Ireland	MAG U14 Ireland	MAG U14	3.5	11.700	16	=	2.4	10.350	16	=	2.2	10.350	16	=	2.0	10.800	20	=	3.0	10.000	23	1.5	7.100	18	=	60.300	22	
54	Ben	Harron	Northern Ireland	MAG U14 Northern Ireland	MAG U14	3.5	11.200	22	=	2.4	11.100	9	=	1.9	10.150	19	=	2.0	11.100	13	=	3.0	11.550	16	0.0	0.000	24	=	55.100	23	
75	Joshua	Morrison	Isle of Man		MAG U14	3.6	11.900	11	=	1.3	2.600	24	=	2.2	10.650	10	=	2.0	10.750	23	=	3.0	10.700	22	2.0	8.000	15	=	54.600	24	
55	Aaron	Nutt	Northern Ireland	MAG U14 Northern Ireland	MAG U14	3.8	11.900	11	=	0.0	0.000	25	=	2.1	10.650	10	=	2.0	11.100	13	=	0.0	0.000	25	=	0.0	0.000	24	=	33.650	25

MAG U18

No	Name	Club	Team	Comp	D	FX		D	PH		D	SR		D	VT		D	PB		D	HB		AA								
86	Jack	Neill	Northern Ireland	MAG U18 Northern Ireland	MAG U18	4.6	13.150	1	=	4.5	13.350	2	=	2.4	11.750	1	4.4	13.200	2	=	3.9	12.300	4	3.4	10.800	4	=	74.550	1		
87	Rhys	McClenaghan	Northern Ireland	MAG U18 Northern Ireland	MAG U18	4.3	12.900	3	=	5.2	13.350	2	=	2.6	11.500	3	3.6	12.200	7	4.2	12.350	3	4.0	11.550	3	=	73.850	2			
82	Antony	Duchars	Isle of Man	MAG U18 Isle of Man	MAG U18	4.2	12.750	4	=	4.8	13.750	1	=	3.2	11.600	2	3.6	11.750	10	=	3.9	12.400	1	=	3.1	10.400	7	=	72.650	3	
77	Kelvin	Cham	Scotland	MAG U18 Scotland	MAG U18	4.9	13.150	1	=	4.5	12.250	4	=	4.3	10.950	6	=	4.4	13.400	1	4.5	10.700	11	3.5	11.850	1	=	72.300	4		
78	David	Weir	Scotland	MAG U18 Scotland	MAG U18	4.6	12.550	7	=	3.9	11.300	8	=	3.8	11.450	4	4.4	13.200	2	=	3.6	11.450	8	3.4	10.500	5	=	70.450	5		
89	Benjamin	Eyre	Wales		MAG U18	4.7	12.150	10	=	3.1	11.850	6	=	3.5	11.200	5	3.6	12.700	5	3.9	12.100	5	3.9	9.450	9	=	69.450	6	=		
76	Stephen	Tonge	Scotland	MAG U18 Scotland	MAG U18	3.8	12.200	8	=	4.6	11.950	5	=	2.3	10.450	9	3.6	12.500	6	3.7	11.850	7	2.2	10.500	5	=	69.450	6	=		
88	Ewan	McAteer	Northern Ireland	MAG U18 Northern Ireland	MAG U18	4.1	12.750	4	=	3.1	11.600	7	=	2.5	10.950	6	=	3.6	11.750	10	=	3.7	12.050	6	2.2	10.100	8	=	69.200	8	=
79	Jamie	Carpenter	Scotland	MAG U18 Scotland	MAG U18	4.6	12.200	8	=	4.0	9.850	12	=	3.0	10.900	8	3.0	12.000	8	4.3	12.400	1	=	3.4	11.850	1	=	69.200	8	=	
84	Nick	Harvey	Isle of Man	MAG U18 Isle of Man	MAG U18	4.3	11.050	12	=	2.9	11.250	9	=	2.0	4.750	13	3.6	11.900	9	3.8	11.300	9	3.1	9.400	10	=	59.650	10			
83	Glenn	Yates	Isle of Man	MAG U18 Isle of Man	MAG U18	3.6	11.900	11	=	2.0	4.000	14	=	2.4	10.200	10	2.8	11.050	13	2.9	11.250	10	2.0	7.050	11	=	55.450	11			
81	Connor	Rajek	Scotland	MAG U18 Scotland	MAG U18	4.3	12.650	6	=	3.4	10.800	10	=	2.2	5.800	11	3.6	12.900	4	3.0	10.500	12	0.0	0.000	13	=	52.650	12			
85	Robert	Jones	Isle of Man	MAG U18 Isle of Man	MAG U18	3.6	10.800	13	=	2.2	7.700	13	=	2.1	5.000	12	2.8	11.300	12	2.4	10.300	13	1.6	5.750	12	=	50.850	13			
80	Lewis	Cowie	Scotland	MAG U18 Scotland	MAG U18	0.0	0.000	14	=	2.4	9.950	11	=	0.0	0.000	14	0.0	0.000	14	2.1	2.250	14	0.0	0.000	13	=	12.200	14			

2014 Artistic Commonwealth Invitational

Mens Artistic



MAG CGI

No	Name	Club	Team	Comp	D	FX		D	PH		D	SR		D	VT		D	PB		D	HB		AA		
175	Daniel	Iley	Scotland	MAG CGI Scotland	MAG CGI	5.0	13.550	3	5.2	13.400	4	5.2	14.050	4	5.2	14.600	2	4.5	13.150	5	5.1	12.850	5	81.600	1
163	Ashish	Kumar	India	MAG CGI India	MAG CGI	6.4	13.800	3	5.7	12.450	11	5.1	13.350	9	6.0	14.850	1	5.7	12.950	8	5.1	13.350	3	80.750	2
173	Adam	Cox	Scotland	MAG CGI Scotland	MAG CGI	4.9	13.950	2	4.9	13.250	3	4.4	13.650	7	4.4	13.900	7	5.6	12.750	14	4.0	12.000	15	79.500	3
176	Ryan	McKee	Scotland	MAG CGI Scotland	MAG CGI	5.4	13.250	9	4.3	13.100	7	4.3	13.000	12	5.2	14.400	4	4.4	13.750	1	2.2	11.350	17	78.850	4
161	Harry	Owen	Wales	MAG CGI Wales	MAG CGI	5.2	12.750	17	4.1	12.150	14	5.0	13.650	7	4.8	13.800	8	4.2	13.150	5	4.2	12.700	7	78.200	5
169	Papavripidou	Xenios	Cyprus	MAG CGI Cyprus	MAG CGI	4.2	13.200	10	4.5	12.400	12	4.6	12.500	20	4.4	13.050	17	5.5	13.250	3	5.2	13.750	2	78.150	6
155	William	Albert	Trinidad & Tobago		MAG CGI	5.2	12.900	11	4.7	12.800	9	5.7	14.650	1	5.2	14.450	3	5.2	12.150	19	4.5	11.000	20	77.950	7
171	Loukaides	Stefanos	Cyprus	MAG CGI Cyprus	MAG CGI	4.6	13.550	3	4.2	12.300	13	4.3	13.000	12	4.4	12.700	21	4.1	12.950	8	4.4	12.600	8	77.100	8
177	Robert	Sansby	Wales		MAG CGI	5.0	12.750	17	4.8	12.700	10	4.8	12.800	14	4.4	13.300	12	4.8	12.850	10	3.4	12.400	10	76.800	9
158	Iwan	Mepham	Wales	MAG CGI Wales	MAG CGI	5.3	13.650	3	3.6	10.850	19	4.9	12.550	18	4.4	13.150	15	4.9	13.250	3	5.2	13.250	4	76.700	10
157	Andrew	Mackie	GUEST		MAG CGI	4.0	12.900	11	5.5	11.600	15	4.9	13.750	6	4.4	12.950	18	4.2	12.700	15	4.3	11.200	18	75.100	11
166	Sanjay	Barman	India	MAG CGI India	MAG CGI	4.8	12.900	11	5.2	11.200	18	4.9	12.750	15	4.4	13.150	15	4.8	12.450	17	4.7	12.450	9	74.900	12
153	Timothy	Tay Kai Cheng	Singapore	MAG CGI Singapore	MAG CGI	5.0	12.650	19	3.8	9.100	23	4.2	12.650	17	4.4	13.700	10	4.2	12.850	10	4.6	12.800	6	73.750	13
165	Abhijit	Shinde	India	MAG CGI India	MAG CGI	5.2	12.900	11	4.3	8.700	25	4.9	13.150	10	4.4	13.350	11	5.0	12.850	10	4.0	12.400	10	73.350	14
162	Matthew	Hennessey	Wales	MAG CGI Wales	MAG CGI	4.4	11.500	20	4.3	10.000	22	4.2	12.700	16	4.4	13.750	9	4.3	12.550	16	4.3	11.700	16	72.200	15
152	Aizat Bin Muhammad	Jufrie	Singapore	MAG CGI Singapore	MAG CGI	4.8	11.150	23	3.0	10.600	20	4.3	13.050	11	3.6	12.950	18	3.8	11.950	21	3.9	12.300	12	72.000	16
164	Rakesh	Patra	India	MAG CGI India	MAG CGI	4.8	11.500	20	4.6	10.600	20	6.1	14.250	3	4.4	13.250	14	5.5	11.800	24	4.4	9.850	22	71.250	17
156	Brandon	Garrett	Isle of Man		MAG CGI	3.7	12.800	15	2.9	9.000	24	3.6	12.550	18	3.6	12.650	22	3.0	11.850	22	1.9	11.150	19	70.000	18
167	Chandan	Pathak	India	MAG CGI India	MAG CGI	5.2	11.500	20	5.5	11.250	17	4.9	11.900	21	4.4	12.300	23	4.8	12.000	20	4.6	10.950	21	69.900	19
172	Liam	Davie	Scotland	MAG CGI Scotland	MAG CGI	4.8	13.400	8	0.0	0.000	26	4.8	13.950	5	4.4	13.300	12	4.5	13.150	5	5.4	14.550	1	68.350	20
179	Joseph	Rowland	Wales		MAG CGI	0.0	0.000	24	5.0	13.300	5	3.2	10.850	23	3.6	11.600	24	4.0	11.850	22	4.4	12.050	14	59.650	21
151	Gabriel	Gan Zi Jie	Singapore	MAG CGI Singapore	MAG CGI	0.0	0.000	24	5.7	14.200	2	1.9	11.050	22	0.0	0.000	25	3.1	12.800	13	2.8	12.200	13	50.250	22
160	Jac	Davies	Wales	MAG CGI Wales	MAG CGI	5.2	13.800	3	5.9	14.800	1	0.0	0.000	24	3.6	12.750	20	0.0	0.000	26	0.0	0.000	23	41.350	23
174	Douglas	Ross	Scotland	MAG CGI Scotland	MAG CGI	5.9	14.950	1	3.5	11.550	16	0.0	0.000	24	4.8	14.150	5	0.0	0.000	26	0.0	0.000	23	40.650	24
154	Luke	Carson	Northern Ireland		MAG CGI	0.0	0.000	24	5.1	13.550	3	0.0	0.000	24	0.0	0.000	25	5.0	13.650	2	0.0	0.000	23	27.200	25
150	Terry	Tay Wei-an	Singapore	MAG CGI Singapore	MAG CGI	5.1	12.800	15	0.0	0.000	26	0.0	0.000	24	5.2	14.150	5	0.0	0.000	26	0.0	0.000	23	26.950	26
159	Grant	Gardiner	Wales	MAG CGI Wales	MAG CGI	0.0	0.000	24	4.8	13.000	8	0.0	0.000	24	0.0	0.000	25	5.3	11.200	25	0.0	0.000	23	24.200	27
168	Georgallas	Irodotos	Cyprus	MAG CGI Cyprus	MAG CGI	0.0	0.000	24	0.0	0.000	26	6.1	14.500	2	0.0	0.000	25	0.0	0.000	26	0.0	0.000	23	14.500	28
180	Matthew	Cosgrove	Northern Ireland		MAG CGI	0.0	0.000	24	0.0	0.000	26	0.0	0.000	24	0.0	0.000	25	5.4	12.300	18	0.0	0.000	23	12.300	29

2014 Artistic Celtic Cup/Commonwealth Invitational Results

WAG U13

Team	VT	UB	BB	FX	-	-	Total	Posn
WAG U13 Wales	39.050	33.100	36.900	37.500			146.550	1
WAG U13 Scotland	37.750	27.800	34.900	32.900			133.350	2
WAG U13 Ireland	37.400	24.600	31.850	31.600			125.450	3
WAG U13 Northern Ireland	33.350	23.200	29.750	30.700			117.000	4

WAG U16

Team	VT	UB	BB	FX	-	-	Total	Posn
WAG U16 Wales	38.850	36.100	37.100	36.300			148.350	1
WAG U16 Northern Ireland	39.850	32.450	37.100	33.350			142.750	2
WAG U16 Scotland	38.450	32.550	35.350	34.250			140.600	3
WAG U16 Ireland	39.050	28.400	33.950	34.500			135.900	4
WAG U16 Isle of Man	37.850	24.750	32.700	31.150			126.450	5

MAG U14

Team	FX	PH	SR	VT	PB	HB	Total	Posn
MAG U14 Wales	36.900	33.550	33.500	37.000	36.700	31.000	208.650	1
MAG U14 Scotland	36.700	34.150	33.700	34.350	36.950	30.150	206.000	2
MAG U14 Ireland	36.450	34.500	32.150	35.050	37.150	29.650	204.950	3
MAG U14 Northern Ireland	34.950	34.350	31.750	34.150	34.650	23.700	193.550	4

MAG U18

Team	FX	PH	SR	VT	PB	HB	Total	Posn
MAG U18 Northern Ireland	38.800	38.300	34.200	37.150	36.700	32.450	217.600	1
MAG U18 Scotland	38.350	35.500	33.300	39.500	35.700	34.200	216.550	2
MAG U18 Isle of Man	35.700	32.700	26.800	34.950	34.950	26.850	191.950	3

2014 Artistic Celtic Cup/Commonwealth Invitational Results

WAG CGI

Team	VT	UB	BB	FX	-	-	Total	Posn
WAG CGI Scotland	41.650	36.250	39.550	39.000			156.450	1
WAG CGI Northern Ireland	39.300	33.750	37.800	36.950			147.800	2
WAG CGI Malaysia	38.400	33.850	35.200	37.750			145.200	3
WAG CGI India	40.350	26.700	35.650	33.250			135.950	4
WAG CGI Bermuda	37.000	25.000	30.900	31.350			124.250	5
WAG CGI Isle of Man	37.400	21.150	21.250	33.800			113.600	6
WAG CGI Malta	35.350	26.500	20.850	20.950			103.650	7

MAG CGI

Team	FX	PH	SR	VT	PB	HB	Total	Posn
MAG CGI Scotland	42.450	39.750	41.650	43.150	40.050	39.400	246.450	1
MAG CGI Wales	40.200	39.950	38.900	40.700	38.950	37.650	236.350	2
MAG CGI India	38.200	34.900	40.750	41.450	38.250	38.200	231.750	3
MAG CGI Singapore	36.600	33.900	36.750	40.800	37.600	37.300	222.950	4
MAG CGI Cyprus	26.750	24.700	40.000	25.750	26.200	26.350	169.750	5

2014 Apparatus Finals Qualification

No	Name		Team	Comp		Av Vault	
128	Emma	White	Scotland	WAG CGI		13.975	1 =
123	Dipa	Karmakar	India	WAG CGI		13.975	1 =
116	Marisa	Dick	Trinidad & Tobago	WAG CGI		13.825	3
131	Erin	McLachlan	Scotland	WAG CGI		13.700	4
124	Rucha	Divekar	India	WAG CGI		13.225	5
136	Nur Eli Ellina	Azmi	Malaysia	WAG CGI		13.000	6
135	Ing Yueh	Tan	Malaysia	WAG CGI		12.975	7
118	Grace	Harrison	Isle of Man	WAG CGI		12.850	8
103	Nicole	Mawhinney	Northern Ireland	WAG CGI		12.700	9

No	Name		Team	Comp	D	UB	
128	Emma	White	Scotland	WAG CGI	4.5	12.700	1
116	Marisa	Dick	Trinidad & Tobago	WAG CGI	4.6	12.600	2
131	Erin	McLachlan	Scotland	WAG CGI	5.1	12.000	3
133	Farah Ann	Abd. Hadi	Malaysia	WAG CGI	4.8	11.900	4
102	Sarah	Beck	Northern Ireland	WAG CGI	4.0	11.800	5
129	Carly	Smith	Scotland	WAG CGI	3.3	11.550	6
103	Nicole	Mawhinney	Northern Ireland	WAG CGI	3.6	11.100	7 =
135	Ing Yueh	Tan	Malaysia	WAG CGI	4.8	11.100	7 =
111	Jordan	Archibald	Sco B	WAG CGI	3.2	11.050	9
105	Ciara	Roberts	Northern Ireland	WAG CGI	2.6	10.850	10 =
136	Nur Eli Ellina	Azmi	Malaysia	WAG CGI	4.7	10.850	10 =
118	Grace	Harrison	Isle of Man	WAG CGI	3.7	10.800	12 =
132	Kirsty	Campbell	Scotland	WAG CGI	4.1	10.800	12 =

No	Name		Team	Comp	D	BB	
131	Erin	McLachlan	Scotland	WAG CGI	5.2	13.900	1
116	Marisa	Dick	Trinidad & Tobago	WAG CGI	5.2	13.450	2
101	India	McPeak	Northern Ireland	WAG CGI	5.3	13.250	3
128	Emma	White	Scotland	WAG CGI	4.9	13.150	4
103	Nicole	Mawhinney	Northern Ireland	WAG CGI	4.7	12.950	5
110	Cara	Kennedy	Sco B	WAG CGI	4.4	12.650	6
122	Emma	Lunn	GUEST	WAG CGI	5.0	12.600	7
123	Dipa	Karmakar	India	WAG CGI	5.4	12.550	8
130	Beth	McKellar	Scotland	WAG CGI	4.9	12.500	9
136	Nur Eli Ellina	Azmi	Malaysia	WAG CGI	5.1	12.350	10
132	Kirsty	Campbell	Scotland	WAG CGI	3.7	12.250	11
129	Carly	Smith	Scotland	WAG CGI	4.4	12.100	12
133	Farah Ann	Abd. Hadi	Malaysia	WAG CGI	4.9	12.000	13

No	Name		Team	Comp	D	FX	
131	Erin	McLachlan	Scotland	WAG CGI	4.8	13.200	1
128	Emma	White	Scotland	WAG CGI	5.1	13.100	2
110	Cara	Kennedy	Sco B	WAG CGI	4.6	12.800	3
133	Farah Ann	Abd. Hadi	Malaysia	WAG CGI	5.1	12.750	4
129	Carly	Smith	Scotland	WAG CGI	4.9	12.700	5
116	Marisa	Dick	Trinidad & Tobago	WAG CGI	4.6	12.650	6 =
135	Ing Yueh	Tan	Malaysia	WAG CGI	4.7	12.650	6 =
105	Ciara	Roberts	Northern Ireland	WAG CGI	4.6	12.600	8
136	Nur Eli Ellina	Azmi	Malaysia	WAG CGI	4.7	12.350	9
111	Jordan	Archibald	Sco B	WAG CGI	4.7	12.300	10
101	India	McPeak	Northern Ireland	WAG CGI	4.7	12.200	11
103	Nicole	Mawhinney	Northern Ireland	WAG CGI	4.9	12.150	12
130	Beth	McKellar	Scotland	WAG CGI	4.9	12.100	13
118	Grace	Harrison	Isle of Man	WAG CGI	5.3	12.050	14

2014 Apparatus Final Qualification

No	Name		Team	Comp	D	FX		
174	Douglas	Ross	Scotland	MAG CGI	5.9	14.950	1	Q
173	Adam	Cox	Scotland	MAG CGI	4.9	13.950	2	Q
163	Ashish	Kumar	India	MAG CGI	6.4	13.800	3 =	Q
160	Jac	Davies	Wales	MAG CGI	5.2	13.800	3 =	Q
158	Iwan	Mepham	Wales	MAG CGI	5.3	13.650	5	Q
175	Daniel	Iley	Scotland	MAG CGI	5.0	13.550	6 =	
171	Loukaides	Stefanos	Cyprus	MAG CGI	4.6	13.550	6 =	Q
172	Liam	Davie	Scotland	MAG CGI	4.8	13.400	8	
176	Ryan	McKee	Scotland	MAG CGI	5.4	13.250	9 =	
169	Papavripidou	Xenios	Cyprus	MAG CGI	4.2	13.200	10	Q
155	William	Albert	Trinidad & Tobago	MAG CGI	5.2	12.900	11 =	Q
157	Andrew	Mackie	GUEST	MAG CGI	4.0	12.900	11 =	
166	Sanjay	Barman	India	MAG CGI	4.8	12.900	11	

No	Name		Team	Comp	D	PH		
160	Jac	Davies	Wales	MAG CGI	5.9	14.800	1	Q
151	Gabriel	Gan Zi Jie	Singapore	MAG CGI	5.7	14.200	2	Q
154	Luke	Carson	Northern Ireland	MAG CGI	5.1	13.550	3	Q
175	Daniel	Iley	Scotland	MAG CGI	5.2	13.400	4	Q
179	Joseph	Rowland	Wales	MAG CGI	5.0	13.300	5	Q
173	Adam	Cox	Scotland	MAG CGI	4.9	13.250	6	Q
176	Ryan	McKee	Scotland	MAG CGI	4.3	13.100	7	
159	Grant	Gardiner	Wales	MAG CGI	4.8	13.000	8	
155	William	Albert	Trinidad & Tobago	MAG CGI	4.7	12.800	9	Q
177	Robert	Sansby	Wales	MAG CGI	4.8	12.700	10	
163	Ashish	Kumar	India	MAG CGI	5.7	12.450	11	Q
169	Papavripidou	Xenios	Cyprus	MAG CGI	4.5	12.400	12	
171	Loukaides	Stefanos	Cyprus	MAG CGI	4.2	12.300	13	

No	Name		Team	Comp	D	SR		
155	William	Albert	Trinidad & Tobago	MAG CGI	5.7	14.650	1	Q
168	Georgallas	Irodotos	Cyprus	MAG CGI	6.1	14.500	2	Q
164	Rakesh	Patra	India	MAG CGI	6.1	14.250	3	Q
175	Daniel	Iley	Scotland	MAG CGI	5.2	14.050	4	Q
172	Liam	Davie	Scotland	MAG CGI	4.8	13.950	5	Q
157	Andrew	Mackie	GUEST	MAG CGI	4.9	13.750	6	
173	Adam	Cox	Scotland	MAG CGI	4.4	13.650	7 =	
161	Harry	Owen	Wales	MAG CGI	5.0	13.650	7 =	Q
163	Ashish	Kumar	India	MAG CGI	5.1	13.350	9	Q
165	Abhijit	Shinde	India	MAG CGI	4.9	13.150	10	
152	Aizat Bin Muham	Jufrie	Singapore	MAG CGI	4.3	13.050	11	Q
171	Loukaides	Stefanos	Cyprus	MAG CGI	4.3	13.000	12 =	
176	Ryan	McKee	Scotland	MAG CGI	4.3	13.000	12 =	

2014 Apparatus Final Qualification

No	Name		Team	Comp		Av Vault		
176	Ryan	McKee	Scotland	MAG CGI		14.150	1	Q
163	Ashish	Kumar	India	MAG CGI		14.025	2	Q
150	Terry	Tay Wei-an	Singapore	MAG CGI		13.775	3	Q
174	Douglas	Ross	Scotland	MAG CGI		13.700	4	Q
165	Abhijit	Shinde	India	MAG CGI		12.825	5	Q
152	Aizat Bin Muham	Jufrie	Singapore	MAG CGI		12.625	6	Q

No	Name		Team	Comp	D	PB		
176	Ryan	McKee	Scotland	MAG CGI	4.4	13.750	1	Q
154	Luke	Carson	Northern Ireland	MAG CGI	5.0	13.650	2	Q
158	Iwan	Mephram	Wales	MAG CGI	4.9	13.250	3 =	Q
169	Papavripidou	Xenios	Cyprus	MAG CGI	5.5	13.250	3 =	Q
161	Harry	Owen	Wales	MAG CGI	4.2	13.150	5 =	Q
172	Liam	Davie	Scotland	MAG CGI	4.5	13.150	5 =	Q
175	Daniel	Iley	Scotland	MAG CGI	4.5	13.150	5 =	Q
171	Loukaides	Stefanos	Cyprus	MAG CGI	4.1	12.950	8 =	Q
163	Ashish	Kumar	India	MAG CGI	5.7	12.950	8 =	Q
153	Timothy	Tay Kai Cheng	Singapore	MAG CGI	4.2	12.850	10 =	
177	Robert	Sansby	Wales	MAG CGI	4.8	12.850	10 =	
165	Abhijit	Shinde	India	MAG CGI	5.0	12.850	10 =	
151	Gabriel	Gan Zi Jie	Singapore	MAG CGI	3.1	12.800	13	

No	Name		Team	Comp	D	HB		
172	Liam	Davie	Scotland	MAG CGI	5.4	14.550	1	Q
169	Papavripidou	Xenios	Cyprus	MAG CGI	5.2	13.750	2	Q
163	Ashish	Kumar	India	MAG CGI	5.1	13.350	3	Q
158	Iwan	Mephram	Wales	MAG CGI	5.2	13.250	4	Q
175	Daniel	Iley	Scotland	MAG CGI	5.1	12.850	5	Q
153	Timothy	Tay Kai Cheng	Singapore	MAG CGI	4.6	12.800	6	Q
161	Harry	Owen	Wales	MAG CGI	4.2	12.700	7	Q
171	Loukaides	Stefanos	Cyprus	MAG CGI	4.4	12.600	8	Q
166	Sanjay	Barman	India	MAG CGI	4.7	12.450	9	
177	Robert	Sansby	Wales	MAG CGI	3.4	12.400	10 =	
165	Abhijit	Shinde	India	MAG CGI	4.0	12.400	10 =	
152	Aizat Bin Muham	Jufrie	Singapore	MAG CGI	3.9	12.300	12	
151	Gabriel	Gan Zi Jie	Singapore	MAG CGI	2.8	12.200	13	