

























**Men's Technical Panel**  
**Beginners & Intermediate Floor & Vault Competition**  
**Bells Sports Centre, Perth**  
**Sunday 2nd June 2013**

Pool 1											
No	Name	Club	Level	Age Group	T/I			Total	Pos	Team Total	Team Pos
1	Rory Hall	West Lothian	Beg	U8	TA/I	12.8	12.0	24.8	1	71.4	2
2	Lochlan Brown	West Lothian	Beg	U8	TA/I	11.8	11.7	23.5	7		
3	Robin Threlfall	West Lothian	Beg	U8	TA/I	11.5	11.1	22.6	14		
4	Jude Edwards	West Lothian	Beg	U8	TA/I	11.5	11.6	23.1	10		
5	Zach Paris	West Lothian	Beg	U8	TB/I	10.4	11.0	21.4	36	65.1	9
6	Lleyton Archibald	West Lothian	Beg	U8	TB/I	10.8	10.9	21.7	31		
7	Ryan Imrie	West Lothian	Beg	U8	TB/I	10.8	11.2	22.0	28		
8	Connal Waters	West Lothian	Beg	U8	TB/I	9.8	10.9	20.7	40		
Pool 2											
No	Name	Club	Level	Age Group	T/I			Total	Pos	Team Total	Team Pos
9	Euan Knox	Carnegie Spartan	Beg	U8	TA/I	11.3	10.9	22.2	25	68.9	4
10	Jude Black	Carnegie Spartan	Beg	U8	TA/I	11.1	11.6	22.7	13		
11	Stuart Farr	Carnegie Spartan	Beg	U8	TA/I	12.3	11.4	23.7	4		
12	Charlie Anderson	Carnegie Spartan	Beg	U8	TA/I	11.2	11.1	22.3	24		
13	Joe Christie	Carnegie Spartan	Beg	U8	TB/I	11.2	11.2	22.4	20	65.6	8
14	Aiden MacKenzie	Carnegie Spartan	Beg	U8	TB/I	11.5	11.0	22.5	18		
15	Jamie Scheuarl	Carnegie Spartan	Beg	U8	TB/I	10.3	10.4	20.7	40		
16	Elijah Stephen	Carnegie Spartan	Beg	U8	TB/I	9.6	10.1	19.7	43		
Pool 3											
No	Name	Club	Level	Age Group	T/I			Total	Pos	Team Total	Team Pos
17	Logan Reilly	Dundonald	Beg	U8	I	11.3	11.5	22.8	12	-	-
18	Ruairidh Henderson	Auchterarder	Beg	U8	I	12.2	11.4	23.6	6	-	-
19	Lewis Findlay	Falkirk	Beg	U8	I	11.1	11.3	22.4	20	-	-
20	Kai Chalmers	Largs	Beg	U8	TA/I	11.9	11.8	23.7	4	69.0	3
21	Robbie Young	Largs	Beg	U8	TA/I	11.3	11.7	23.0	11		
22	Philip Hinchcliffe	Largs	Beg	U8	TA/I	11.0	11.3	22.3	23		
23	Ethan Yates	Largs	Beg	U8	TB/I	11.0	11.4	22.4	20	66.3	7
24	Kieran Walker	Largs	Beg	U8	TB/I	11.2	11.0	22.2	26		
25	Shay Boyd	Largs	Beg	U8	TB/I	10.9	10.8	21.7	31		
Pool 4											
No	Name	Club	Level	Age Group	T/I			Total	Pos	Team Total	Team Pos
26	Cameron Smith	Lothian	Beg	U8	TA/I	12.2	11.8	24.0	2	71.7	1
27	Lewis Thomas	Lothian	Beg	U8	TA/I	12.2	11.7	23.9	3		
28	Peter Ritch	Lothian	Beg	U8	TA/I	11.8	11.7	23.5	7		
29	Aidan Fergus-Allen	Lothian	Beg	U8	TA/I	11.0	11.2	22.2	26		
30	Ben Christie	Lothian	Beg	U8	TA/I	12.1	11.4	23.5	7	66.8	5
31	Robby Bain	Lothian	Beg	U8	TB/I	11.3	11.3	22.6	14		
32	James McEwing	Lothian	Beg	U8	TB/I	11.5	11.0	22.5	18		
33	Thomas Munro	Lothian	Beg	U8	TB/I	10.5	10.9	21.4	36		
34	Joshua Nicolson	Lothian	Beg	U8	TB/I	10.8	10.8	21.6	33		

**Men's Technical Panel**  
**Beginners & Intermediate Floor & Vault Competition**  
**Bells Sports Centre, Perth**  
**Sunday 2nd June 2013**

Pool 5											
No	Name	Club	Level	Age Group	T/I			Total	Pos	Team Total	Team Pos
35	Keir Davidson	Salto	Beg	U8	T/I	10.8	11.8	22.6	14	65.0	10
36	Murdo Kiddie	Salto	Beg	U8	T/I	9.3	11.1	20.4	42		
37	Jack Anderson	Salto	Beg	U8	T/I	10.2	11.2	21.4	36		
38	Dylan Lothian	Salto	Beg	U8	T/I	9.9	11.1	21.0	39		
39	Aidan Rennie	Alloa	Beg	U8	T/I	10.3	11.7	22.0	28	66.6	6
40	Lyle Smith	Alloa	Beg	U8	T/I	11.0	11.6	22.6	14		
41	Fletcher McInally	Alloa	Beg	U8	T/I	10.5	11.5	22.0	28		
42	Tyler Hunter	Alloa	Beg	U8	T/I	10.2	11.4	21.6	33		
43	Dev Darley	Alloa	Beg	U8	T/I	10.1	11.4	21.5	35		
Pool 6											
No	Name	Club	Level	Age Group	T/I			Total	Pos	Team Total	Team Pos
44	Josh Patterson	West Lothian	Beg	U10	T/I	10.5	11.8	22.3	16	68.4	3
45	Jamie Alexander	West Lothian	Beg	U10	T/I	11.5	12.5	24.0	1		
46	Jamie Lawlor	West Lothian	Beg	U10	T/I	10.7	11.4	22.1	18		
47	Sam Rice	Carnegie Spartan	Beg	U10	T/I	9.3	12.3	21.6	22	66.8	4
48	Charlie Winchester	Carnegie Spartan	Beg	U10	T/I	10.1	12.4	22.5	15		
49	Rory Todd	Carnegie Spartan	Beg	U10	T/I	0.0	0.0	0.00	23		
50	Euan McCabe	Carnegie Spartan	Beg	U10	T/I	9.9	12.8	22.7	11		
51	Logan Campbell	Dundonald	Beg	U10	I	10.9	12.3	23.2	8	-	-
52	Ivan Kossko	Perth	Beg	U10	I	10.8	11.9	22.7	11	-	-
Pool 7											
No	Name	Club	Level	Age Group	T/I			Total	Pos	Team Total	Team Pos
53	Alasdair Peacock	Largs	Beg	U10	T/I	10.5	12.6	23.1	9	71.0	1
54	Kerr Wilson	Largs	Beg	U10	T/I	11.0	12.5	23.5	3		
55	Corrie Gibson	Largs	Beg	U10	T/I	10.8	12.7	23.5	3		
56	Grant Arneil	Largs	Beg	U10	T/I	11.2	11.9	23.1	9		
57	Joshua Gregory	Largs	Beg	U10	T/I	11.0	12.3	23.3	5		
58	Leo Davidson	Salto	Beg	U10	I	9.8	12.4	22.2	17	-	-
59	Liam McNeil	Falkirk	Beg	U10	I	9.3	12.6	21.9	21	-	-
60	Jacob Organ	Falkirk	Beg	U10	I	10.3	12.3	22.6	14	-	-
Pool 8											
No	Name	Club	Level	Age Group	T/I			Total	Pos	Team Total	Team Pos
61	Ben Johnson	Lothian	Beg	U10	T/I	11.2	12.8	24.0	1	70.1	2
62	Dean Livingstone	Lothian	Beg	U10	T/I	10.9	12.4	23.3	5		
63	Robin Lowthian	Lothian	Beg	U10	T/I	9.7	12.4	22.1	18		
64	Ewan Jones	Lothian	Beg	U10	T/I	10.2	11.9	22.1	18		
65	Paddy Cole	Lothian	Beg	U10	T/I	10.4	12.3	22.7	11		
66	Louis Murray	Lothian	Beg	U10	T/I	0.0	0.0	0.00	23		
67	Jack Bain	Auchterarder	Beg	U10	I	10.8	12.5	23.3	5	-	-
68	Alex McKenzie	Auchterarder	Beg	U10	I	0.0	0.0	0.0	23	-	-

**Men's Technical Panel**  
**Beginners & Intermediate Floor & Vault Competition**  
**Bells Sports Centre, Perth**  
**Sunday 2nd June 2013**

Pool 9											
No	Name	Club	Level	Age Group	T/I			Total	Pos	Team Total	Team Pos
69	Noah Young	City of Glasgow	Int	U10	T/I	0.0	0.0	0.0	7	67.65	1
70	Jack Goodwin	City of Glasgow	Int	U10	T/I	9.9	12.1	22.0	5		
71	Finlay Logan	City of Glasgow	Int	U10	T/I	10.5	12.55	23.05	3		
72	Jack Ballantyne	City of Glasgow	Int	U10	T/I	10.4	12.2	22.6	4		
73	Matthew McGill	Largs	Int	U10	I	11.2	12.6	23.8	1	-	-
74	Euan Johnston	Lothian	Int	U10	I	11.0	12.65	23.65	2	-	-
75	Blair Scott	Salto	Int	U10	I	9.2	12.4	21.6	6	-	-
Pool 10											
No	Name	Club	Level	Age Group	T/I			Total	Pos	Team Total	Team Pos
76	Lucas Hoenigmann	Lothian	Beg	U12	I	8.8	12.8	21.6	4	-	-
77	Aidan Rogers	Jump	Beg	U12	I	0.0	0.0	0.0	8	-	-
78	Luke Olivier	Angus Axis	Beg	U12	I	9.0	12.4	21.4	5	-	-
79	Jacob Barr	Angus Axis	Beg	U12	I	10.9	12.5	23.4	1	-	-
80	Scott Naismith	Magic	Beg	U12	I	8.4	12.4	20.8	7	-	-
81	Nick Parsons	Salto	Beg	U12	I	9.4	12.3	21.7	3	-	-
82	Rhys Williams	Falkirk	Beg	U12	I	10.6	12.3	22.9	2	-	-
83	Jordan Dewar	Falkirk	Beg	U12	I	8.6	12.8	21.4	5	-	-
Pool 11											
No	Name	Club	Level	Age Group	T/I			Total	Pos	Team Total	Team Pos
84	Dexter Brady	City of Glasgow	Int	U12	T/I	10.2	10.25	20.45	7	61.575	2
85	Fraser Jamieson	City of Glasgow	Int	U12	T/I	10.0	10.2	20.2	8		
86	Louis Gregory	City of Glasgow	Int	U12	T/I	10.3	10.55	20.85	5		
87	Alex Graham	City of Glasgow	Int	U12	T/I	9.3	10.275	19.58	10		
88	Kyle Holmes	Falkirk	Int	U12	T/I	10.2	10.3	20.5	6	63.7	1
89	Ellis Mills	Falkirk	Int	U12	T/I	10.8	10.15	20.95	4		
90	Ben McCreddie	Falkirk	Int	U12	T/I	11.8	10.2	22.0	3		
91	Lucas Kane	Falkirk	Int	U12	T/I	9.5	10.4	19.9	9		
92	Cameron Blakely	Falkirk	Int	U12	T/I	0.0	0.0	0.00	11		
Pool 12											
No	Name	Club	Level	Age Group	T/I			Total	Pos	Team Total	Team Pos
93	Magnus Fettes	Salto	Int	U12	I	11.4	12.4	23.8	1	-	-
94	Miguel Crowe	Salto	Int	U12	I	10.4	12.7	23.1	2	-	-
95	Chris Smith	West Lothian	Beg	U/O14	I	0.0	0.0	0.00	4	-	-
96	David Langdon	West Lothian	Beg	U/O14	I	10.2	12.2	22.4	1	-	-
97	Brandon Gracie	West Lothian	Beg	U/O14	I	0.0	0.0	0.00	4	-	-
98	Nathan Connell	Dundonald	Beg	U/O14	I	0.0	0.0	0.00	4	-	-
99	Matthew Capes	Falkirk	Beg	U/O14	I	10.1	10.5	20.6	3	-	-
100	Sean Roberts	City of Glasgow	Beg	U/O14	I	9.1	11.75	20.85	2	-	-
101	Scot O'Reilly	City of Glasgow	Int	U/O14	I	0.0	0.0	0.00	4	-	-