











**Scottish Gymnastics**  
**Men's Technical Panel**  
**Scottish Grades Series Prep 1/Floor & Vault - Beg/Int**  
**Bells Sports Centre, Perth**  
**Sunday 16th March 2014**

Pool 4													
No	Name	Club	Level	In/Out	T/I				PPP	Total	Pos	Team total	Team Pos
35	Corrie Gibson	Largs	CDG2	IN	T/I	8.54	8.50	9.10	7.80	33.94	6	106.01	1
36	Matthew McGill	Largs	CDG2	IN	T/I	9.14	9.80	9.45	8.40	36.79	1		
37	Grant Arneil	Largs	CDG2	IN	T/I	8.43	9.50	9.30	8.05	35.28	2		
38	Joshua Gregory	Largs	CDG2	IN	T/I	7.67	6.00	9.00	6.65	29.32	9		
39	Danny Finlayson	Carnegie Spartans	CDG2	IN	T/I	8.57	9.20	9.45	7.55	34.77	5	92.98	2
40	Ewan McCabe	Carnegie Spartans	CDG2	IN	T/I	8.03	7.90	8.90	6.15	30.98	8		
41	Charlie Winchester	Carnegie Spartans	CDG2	IN	T/I	6.93	7.00	8.60	4.70	27.23	11		
42	Leo Davidson	Salto	CDG2	IN	I	7.27	6.50	9.50	6.00	29.27	10		
43	Dylan Patter	Chalkys	CDG2	IN	I	9.23	9.00	9.45	7.10	34.78	3		
44	Jacob Organ	Chalkys	CDG2	OUT	I	9.07	8.70	9.35	6.10	33.22	1		
45	Jamie Alexander	West Lothian	CDG2	IN	I	8.43	8.70	9.10	7.20	33.43	7		
46	Nathan McLelland	West Lothian	CDG2	OUT	I	7.93	7.20	9.25	6.10	30.48	2		
47	Finlay Logan	City of Glasgow	CDG2	IN	I	8.93	8.40	9.35	8.10	34.78	3		
Pool 5													
No	Name	Club	Level	In/Out	T/I				PPP	Total	Pos	Team total	Team Pos
48	Alasdair Peacock	Largs	CDG3	IN	I	6.78	8.20	9.35	6.30	30.63	10		
49	Kerr Wilson	Largs	CDG3	IN	I	6.08	7.90	8.85	5.00	27.83	12		
50	Angus Baxter	Carnegie Spartans	CDG3	IN	I	8.64	9.60	9.40	7.80	35.44	1		
51	Benjamin Dowds	Carnegie Spartans	CDG3	IN	I	8.64	9.50	9.75	6.95	34.84	2		
52	Owen Hill	City of Glasgow	CDG3	IN	TA/I	7.88	9.90	9.15	6.75	33.68	4	98.55	1
53	Fraser Lynes	City of Glasgow	CDG3	IN	TA/I	8.28	9.70	9.15	6.55	33.68	5		
54	Bradley Campbell	City of Glasgow	CDG3	IN	TA/I	6.94	9.10	9.00	6.15	31.19	9		
55	Cameron Lynn	Chalkys	CDG3	IN	I	7.72	9.90	8.80	6.25	32.67	6		
56	Liam Watson	West Lothian	CDG3	IN	T/I	6.80	9.60	9.15	7.00	32.55	7	96.29	2
57	Howie Roxburgh	West Lothian	CDG3	IN	T/I	7.92	9.80	8.60	7.45	33.77	3		
58	Alex Scott	West Lothian	CDG3	IN	T/I	5.12	8.70	8.85	7.30	29.97	11		
Pool 6													
No	Name	Club	Level	In/Out	T/I				PPP	Total	Pos	Team total	Team Pos
59	Blair Scott	Salto	CDG3	IN	I	8.48	9.30	8.90	5.85	32.53	8		
60	Lewis Gregory	City of Glasgow	CDG3	OUT	I	7.40	7.40	8.65	4.20	27.65	2		
61	Dexter Brady	City of Glasgow	CDG3	OUT	I	7.20	8.20	8.10	4.50	28.00	1		
62	Oliver Steedman	City of Glasgow	CDG3	OUT	I	0.00	0.00	0.00	0.00	0.00	3		
63	Aidan Jordan	Chalkys	CDG4	IN	I	7.24	9.00	9.25	7.50	32.99	2		
64	Magnus Fettes	Salto	CDG4	IN	I	8.98	8.60	9.50	7.00	34.08	1		
65	Ben Henderson	City of Glasgow	NEG1	IN	I	7.72	9.40	9.40	7.25	33.77	2		
66	Fraser Somerville	City of Glasgow	NEG1	IN	I	7.44	9.60	9.10	7.75	33.89	1		
67	Rory Hall	West Lothian	NEG1	IN	I	7.98	3.40	8.95	6.30	26.63	3		
68	Jude Bannantyne	City of Glasgow	NEG2	IN	I	4.26	9.50	9.20	4.30	27.26	1		
Pool 7													
No	Name	Club	Level	In/Out	T/I				PPP	Total	Pos	Team total	Team Pos
90	Lochlan Brown	West Lothian	CDG P1	IN	I	8.60	6.30	9.30	7.00	31.20	1		
69	Kier Davidson	Salto	CDG P1	IN	T/I	5.43	4.60	8.80	5.70	24.53	2	70.2	5
70	Murdo Kiddie	Salto	CDG P1	IN	T/I	6.57	2.80	8.45	3.20	21.02	3		
71	Jack Anderson	Salto	CDG P1	IN	T/I	5.63	2.80	8.85	2.80	20.08	4		
72	Dylan Lothian	Salto	CDG1	IN	T/I	6.37	2.00	8.95	4.60	21.92	18		
73	Dillon Armstrong	Salto	CDG1	IN	T/I	5.80	2.00	8.80	4.45	21.05	19		

**Men's Technical Panel**  
**Scottish Grades Series Prep 1/Floor & Vault - Beg/Int**  
**Bells Sports Centre, Perth**  
**Sunday 16th March 2014**

74	Stuart Ferguson	Salto	CDG1	OUT	I	7.33	2.80	8.75	5.05	23.93	9		
75	Alex Chow	Salto	CDG1	OUT	I	7.60	5.80	8.45	6.50	28.35	6		
76	Kai Chalmers	Largs	CDG1	IN	T/I	8.77	7.10	9.35	7.30	32.52	4	104.12	1
77	Philip Hinchcliffe	Largs	CDG1	IN	T/I	8.57	7.80	8.90	7.50	32.77	3		
78	Ethan Yates	Largs	CDG1	IN	T/I	9.30	7.80	9.15	7.95	34.20	2		
79	Robbie Young	Largs	CDG1	IN	T/I	9.40	8.90	9.50	8.70	36.50	1		

**Pool 8**

No	Name	Club	Level	In/Out	T/I	■	★	⌊	PPP	Total	Pos	Team total	Team Pos
80	Stuart Farr	Carnegie Spartans	CDG1	IN	T/I	7.93	5.90	9.60	7.05	30.48	7	87.36	2
81	Ewan Knox	Carnegie Spartans	CDG1	IN	T/I	8.23	5.10	8.90	6.85	29.08	8		
82	Arthur Flint	Carnegie Spartans	CDG1	IN	T/I	7.80	4.90	8.75	5.75	27.20	11		
83	Jude Black	Carnegie Spartans	CDG1	IN	T/I	7.37	5.00	9.10	5.90	27.37	10		
84	Callum Carr	Chalkys	CDG1	IN	I	9.07	7.20	9.35	6.70	32.32	5		
85	Rio Johnston	Chalkys	CDG1	OUT	I	5.13	6.40	9.20	6.60	27.33	8		
86	Ross Hoey	Irvine Bay	CDG1	IN	I	6.57	6.80	8.90	4.90	27.17	12		
87	Noah Young	City of Glasgow	CDG1	OUT	T/I	8.03	6.20	9.35	5.60	29.18	4	85.86	1
88	Jack Ballantyne	City of Glasgow	CDG1	OUT	T/I	7.53	6.30	9.35	5.25	28.43	5		
89	Jack Goodwin	City of Glasgow	CDG1	OUT	T/I	7.90	7.90	9.05	3.40	28.25	7		

**Pool 9**

No	Name	Club	Level	In/Out	T/I	■	★	⌊	PPP	Total	Pos	Team total	Team Pos
91	Kyle Clelland	Zippys	CDG1	IN	I	8.87	4.80	8.70	5.30	27.67	9	77.17	4
92	Ben Cohen	Zippys	CDG1	IN	I	6.97	3.50	8.50	4.90	23.87	16		
93	Luca Corbett	Zippys	CDG1	IN	I	0.00	0.00	0.00	0.00	0.00	20		
94	Tom Beattie	Zippys	CDG1	IN	I	7.73	3.80	8.95	5.15	25.63	13		
95	Jamie Tollan	Zippys	CDG1	IN	I	7.07	3.70	8.90	4.40	24.07	15	80.82	3
96	Daniel Sabba	Zippys	CDG1	IN	I	7.13	4.70	8.75	4.45	25.03	14		
97	Sergei De Rosa	Zippys	CDG1	IN	I	6.70	3.50	8.80	4.85	23.85	17		
98	Niall McEwan	Zippys	CDG1	IN	I	9.07	6.20	9.15	6.80	31.22	6		
99	Cameron Deans	Zippys	CDG1	OUT	I	9.10	8.00	9.55	8.50	35.15	1		
100	Duncan Gillis	Zippys	CDG1	OUT	I	8.57	6.80	9.20	6.75	31.32	2		

W/D