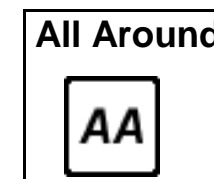
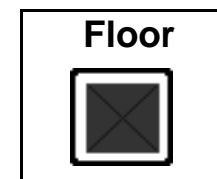
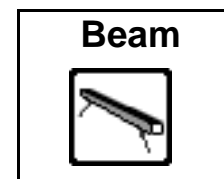
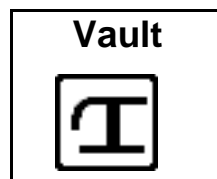


2014 Scottish L4321

Women's Artistic

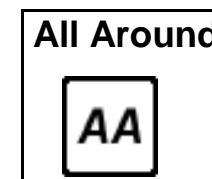
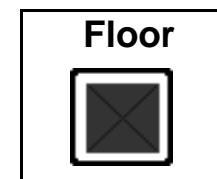
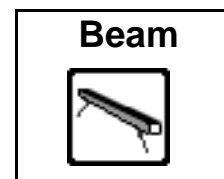
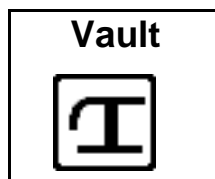


L4-10/11yr

No	Name	Club	Comp	D	VT		D	UB		D	BB		D	FX		AA		
1	Isla	Raeburn Potter	West Lothian	L4-10/11yr	3.5	12.467	7	2.7	11.167	2	3.5	12.700	1	3.4	10.900	1	47.234	1
15	Lucia	Coggins	Largs	L4-10/11yr	3.5	12.600	2 =	2.8	10.900	6	3.6	12.300	3	3.4	10.067	11	45.867	2
18	Emily	McDonald	Dynamic	L4-10/11yr	3.5	12.600	2 =	2.7	10.667	8	3.6	12.533	2	3.3	9.700	12	45.500	3 =
3	Grace	Muir	Hamilton	L4-10/11yr	3.5	12.600	2 =	3.3	11.267	1	2.9	11.000	7	3.2	10.633	2	45.500	3 =
20	Rebecca	Farningham	Dundee 2K	L4-10/11yr	4.0	12.600	2 =	2.8	10.300	12 =	3.6	12.200	4	3.4	10.200	9	45.300	5
14	Carly	McPhillips	City of Edinburgh	L4-10/11yr	3.5	12.133	15	2.8	10.433	10	3.5	12.100	5	3.5	10.500	5	45.166	6
16	Ellie	Patrick	Dynamic	L4-10/11yr	3.5	12.400	8 =	2.7	10.933	5	3.6	10.600	10	3.3	10.333	8	44.266	7
6	Isla	Clark	Garioch	L4-10/11yr	4.0	12.700	1	2.8	10.267	14	3.2	10.867	8	3.3	10.400	7	44.234	8
12	Amelia	Leslie	City of Edinburgh	L4-10/11yr	3.5	12.233	13 =	2.8	11.067	3	2.5	10.067	12 =	3.3	10.533	4	43.900	9
2	Poppy	Kruse	Dundonald	L4-10/11yr	3.5	12.233	13 =	2.6	10.967	4	2.9	9.800	16	3.5	10.600	3	43.600	10
4	Leah	Burgess	Hamilton	L4-10/11yr	3.5	12.333	10 =	2.6	10.733	7	2.9	10.467	11	2.7	9.533	13	43.066	11
13	Lalita	Hutton	City of Edinburgh	L4-10/11yr	3.5	12.300	12	2.5	10.567	9	3.6	10.733	9	3.1	9.433	14	43.033	12
5	Emily	Morrison	Garioch	L4-10/11yr	3.5	12.567	6	2.7	8.500	19	3.7	11.367	6	3.2	10.467	6	42.901	13
11	Caitlyn	Lumsden	City of Edinburgh	L4-10/11yr	3.5	12.400	8 =	2.7	9.933	16	3.5	9.833	14 =	3.2	10.167	10	42.333	14
19	Maia	Ramzan	Dundee 2K	L4-10/11yr	3.5	12.333	10 =	2.6	9.967	15	2.9	9.333	17	3.2	9.267	15	40.900	15
8	Holly	Roberts	Zippys	L4-10/11yr	3.5	12.100	16	2.8	10.300	12 =	3.0	9.833	14 =	2.0	7.200	18	39.433	16
10	Nadia	Callan	Zippys	L4-10/11yr	3.5	11.967	17	2.7	10.333	11	2.9	9.067	18	2.1	7.167	19	38.534	17
9	Sara	Herbert-Ruiz	Zippys	L4-10/11yr	3.5	11.800	19	2.8	9.100	18	2.9	10.067	12 =	2.1	7.333	17	38.300	18
7	Olivia	Pickford	Zippys	L4-10/11yr	3.5	11.900	18	2.8	9.567	17	2.4	7.733	19	2.1	8.200	16	37.400	19

2014 Scottish L4321

Women's Artistic

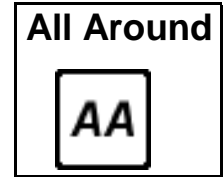

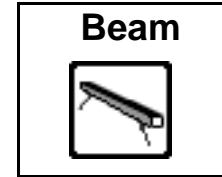
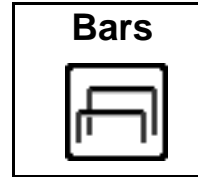
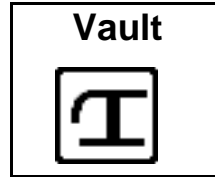


L3-13yr

No	Name	Club	Comp	D	VT		D	UB		D	BB		D	FX		AA		
23	Catie	Burns	Balwearie	L3-13yr	3.0	12.067	2	2.5	10.567	2	3.3	11.533	1	2.2	9.667	8	43.834	1
37	Ellis	McFarlane	West Lothian	L3-13yr	3.0	11.100	13	2.6	10.533	3	3.9	11.333	2	3.1	10.300	4	43.266	2
38	Ailie	Todman	Fife	L3-13yr	3.0	11.833	6 =	2.8	10.133	5 =	2.9	10.800	4	3.2	10.167	5 =	42.933	3
33	Amy	Chambers	Lasswade	L3-13yr	2.4	11.367	12	2.6	10.133	5 =	3.1	11.033	3	2.6	10.167	5 =	42.700	4
31	Lucy	Hutton	City of Edinburgh	L3-13yr	3.0	11.933	3	2.6	10.433	4	2.9	9.467	12	3.3	10.800	2	42.633	5
35	Hannah	Courcha	Auchterarder	L3-13yr	3.4	11.833	6 =	2.6	10.033	7	3.3	10.300	8 =	3.8	10.067	7	42.233	6
36	Katie	Wilson	West Lothian	L3-13yr	3.0	11.400	10 =	2.8	10.800	1	3.9	9.167	13	3.3	10.467	3	41.834	7
39	Lara	Bardelli	Zippys	L3-13yr	3.4	12.167	1	2.8	9.600	8	3.1	10.767	5 =	2.6	8.533	11	41.067	8 =
21	Lucy	McFadden	Meadowbank	L3-13yr	2.6	11.667	8	2.0	7.867	11	4.1	10.600	7	3.8	10.933	1	41.067	8 =
24	Katie-Ann	Welling	Perth	L3-13yr	2.4	11.400	10 =	3.4	8.433	10	2.9	10.300	8 =	3.0	9.167	10	39.300	10
34	Susan	Woodhouse	Hamilton	L3-13yr	3.0	11.900	4	1.8	6.933	13	2.8	10.767	5 =	2.5	9.400	9	39.000	11
22	Carly	McFadden	Meadowbank	L3-13yr	4.0	11.867	5	2.8	9.267	9	2.9	10.267	10	3.0	7.300	12	38.701	12
25	Beth	Hannay	Zippys	L3-13yr	3.0	11.567	9	2.8	7.067	12	2.9	9.733	11	2.0	6.967	13	35.334	13

2014 Scottish L4321

Women's Artistic



L3-11/12yr

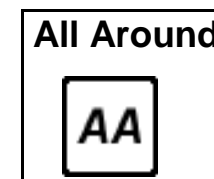

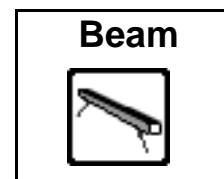
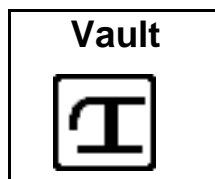
No	Name	Club	Comp	D	VT		D	UB		D	BB		D	FX		AA		
28	Mia	Docherty	Cumbernauld	L3-11/12yr	2.4	11.400	2 =	2.6	10.267	2	4.1	10.700	2	3.2	11.267	1	43.634	1
27	Niamh	Telford	Dundonald	L3-11/12yr	2.4	11.233	4	2.7	9.800	3	3.8	12.000	1	2.7	10.100	3	43.133	2
29	Olivia	Young	Fife	L3-11/12yr	3.0	11.833	1	3.4	10.667	1	3.0	10.100	4	3.3	10.033	4	42.633	3
26	Leandra	Gray	Garioch	L3-11/12yr	3.0	11.400	2 =	3.6	9.400	4	3.5	10.133	3	3.5	11.033	2	41.966	4

L4-12/13yr

No	Name	Club	Comp	D	VT		D	UB		D	BB		D	FX		AA		
70	Jane	Davidson	City of Aberdeen	L4-12/13yr	3.5	12.267	7 =	2.8	10.833	5 =	3.2	10.867	7	3.2	10.900	3	44.867	1
65	Lucy	Rae	Garioch	L4-12/13yr	3.5	12.167	9	2.7	10.767	8	3.0	11.100	4 =	3.2	10.733	4	44.767	2
69	Ellie	Black	City of Aberdeen	L4-12/13yr	3.5	12.033	13	2.8	10.533	12	2.9	11.100	4 =	3.6	11.100	1	44.766	3
43	Ellen	Beattie	City of Edinburgh	L4-12/13yr	3.5	12.500	1	2.5	10.733	9	2.9	11.300	2	3.1	10.200	7 =	44.733	4
45	Katie	Martin	Cumbernauld	L4-12/13yr	3.5	12.367	2 =	2.5	11.067	1	3.1	11.367	1	2.6	9.867	12	44.668	5
63	Caitryn	Darroch	Hamilton	L4-12/13yr	3.5	12.300	5 =	3.1	9.767	16	2.8	11.233	3	3.5	10.567	5	43.867	6
64	Molly	Simpson	Garioch	L4-12/13yr	3.5	11.900	14	2.6	10.833	5 =	2.9	10.033	15 =	3.2	10.933	2	43.699	7
42	Islay	Grant	Fyrish	L4-12/13yr	3.5	12.300	5 =	2.5	10.367	13	3.2	10.900	6	3.5	10.000	10 =	43.567	8
44	Jessica	Curle	Cumbernauld	L4-12/13yr	3.5	12.333	4	2.6	10.900	3 =	2.9	10.033	15 =	3.2	10.300	6	43.566	9
66	Aimee	Watson	Lasswade	L4-12/13yr	3.5	11.633	16	2.5	10.900	3 =	2.9	10.767	8 =	2.6	10.200	7 =	43.500	10
40	Isobel	Findlay	Auchterarder	L4-12/13yr	3.5	12.367	2 =	3.5	10.200	15	3.0	10.767	8 =	3.6	10.100	9	43.434	11
67	Abbi	Smyth	Lasswade	L4-12/13yr	3.5	12.267	7 =	2.5	11.033	2	2.4	10.433	12	2.6	9.267	15	43.000	12
54	Niamh	Crofts	Balwearie	L4-12/13yr	3.5	12.133	10	2.5	10.600	11	3.4	10.733	10	3.2	9.300	14	42.766	13
53	Stephanie	Gibson	Balwearie	L4-12/13yr	3.5	11.767	15	2.5	10.633	10	3.1	10.700	11	2.9	9.567	13	42.667	14
55	Iona	Jackson	Perth	L4-12/13yr	3.5	12.100	11 =	2.6	10.800	7	2.9	9.467	17	2.8	10.000	10 =	42.367	15
47	Rebecca	Fraser	Zippys	L4-12/13yr	3.5	12.100	11 =	2.8	9.567	17	3.0	10.300	13	2.6	7.733	17	39.700	16 =
46	Cara	Duncan	Zippys	L4-12/13yr	3.5	11.433	17	2.8	10.300	14	2.9	10.067	14	2.0	7.900	16	39.700	16 =

2014 Scottish L4321

Women's Artistic

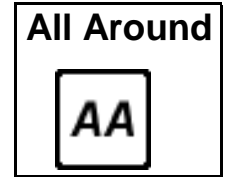

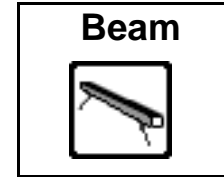
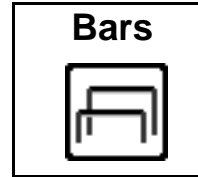
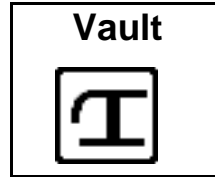


L4-14yr

No	Name	Club	Comp	D	VT		D	UB		D	BB		D	FX		AA		
62	Claire	Martin	Cumbernauld	L4-14yr	3.5	12.533	1	2.5	11.133	2	3.3	11.600	1	2.6	10.667	2	45.933	1
56	Caitlyn	Hayes	City of Edinburgh	L4-14yr	3.5	12.400	4	2.5	11.367	1	2.9	11.333	2	3.3	9.900	7	45.000	2
60	Sophie	Watters	Hamilton	L4-14yr	3.5	12.433	3	2.5	10.833	3	2.8	10.900	3	3.5	10.600	4	44.766	3
59	Iona	McDougall	Hamilton	L4-14yr	3.5	12.333	5	2.5	10.500	5	2.9	9.933	9	3.5	10.633	3	43.399	4
48	Jovita	Fawcett	Beacon	L4-14yr	3.5	12.100	7 =	2.5	10.600	4	2.9	10.633	5	2.9	9.400	10	42.733	5
52	Olive	Walker	Meadowbank	L4-14yr	4.0	12.233	6	2.8	9.867	10	2.4	10.167	8	3.3	10.400	5	42.667	6
51	Lauren	Thomson	Meadowbank	L4-14yr	3.5	11.733	10	2.7	10.067	8	2.9	10.833	4	2.9	9.800	8	42.433	7
57	Collette	Whyte	Hamilton	L4-14yr	3.5	11.800	9	2.5	10.167	7	2.5	9.333	11	3.2	10.767	1	42.067	8
58	Emma	Tulloch	Lasswade	L4-14yr	3.5	12.100	7 =	2.5	9.433	11	2.8	9.667	10	2.7	10.200	6	41.400	9
61	Emma	Nardone	Perth	L4-14yr	3.5	12.467	2	2.6	10.233	6	2.2	10.267	7	2.8	8.300	12	41.267	10
49	Kim	Bettie	Beacon	L4-14yr	3.5	11.700	11	2.5	9.167	12	3.2	10.600	6	2.9	9.700	9	41.167	11
50	Kirsty	Dunlop	Meadowbank	L4-14yr	3.5	11.600	12	2.7	10.000	9	2.3	9.067	12	3.5	8.900	11	39.567	12

2014 Scottish L4321

Women's Artistic



L4-InAge

No	Name	Club	Comp	D	VT		D	UB		D	BB		D	FX		AA		
81	Millie	McConville	Dynamic	L4-InAge	3.5	12.633	4	3.4	12.367	1	3.6	12.133	1	3.4	10.967	3	48.100	1
73	Millie	Redford	Dundonald	L4-InAge	4.0	12.933	1	3.4	12.267	2 =	3.5	11.867	3	3.5	10.933	4	48.000	2
80	Taylor	Richardson	Dynamic	L4-InAge	3.5	12.533	6	3.3	12.267	2 =	3.6	11.933	2	3.4	10.833	5	47.566	3
79	Niamh	Cooney	Lasswade	L4-InAge	3.5	12.433	7	3.0	11.333	5	3.5	11.533	5	3.4	11.033	2	46.332	4
76	Layla	Williams	Garioch	L4-InAge	3.5	12.400	8	3.4	12.267	2 =	3.0	10.733	8	3.4	10.700	6 =	46.100	5
77	Kirsty	Buchanan	Lasswade	L4-InAge	3.5	12.567	5	3.0	10.233	8	3.6	11.333	6	3.4	11.300	1	45.433	6
75	Annabel	Thain	City of Edinburgh	L4-InAge	3.5	12.167	10	3.3	11.300	6	3.5	11.767	4	3.3	10.133	9 =	45.367	7
82	Lara	Storrie	City of Glasgow	L4-InAge	3.5	12.300	9	3.0	11.167	7	3.1	10.533	9	3.3	10.700	6 =	44.700	8
72	Lucy	Bain	Dundonald	L4-InAge	4.0	12.667	3	3.0	9.733	10	3.0	11.000	7	3.4	10.500	8	43.900	9
71	Katie	Fulton	Dundonald	L4-InAge	4.0	12.767	2	3.4	10.133	9	3.1	10.333	10	2.8	10.133	9 =	43.366	10
83	Jennifer	Haas	City of Glasgow	L4-InAge	3.5	11.800	11	2.9	9.100	11	3.1	10.100	11	2.8	9.600	11	40.600	11

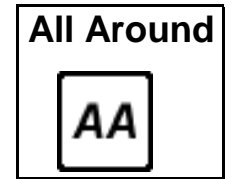
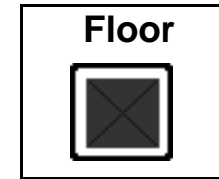
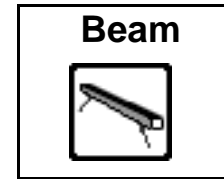
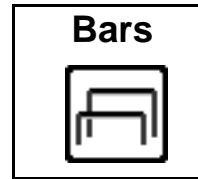
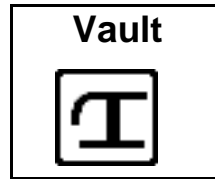
L3-InAge

No	Name	Club	Comp	D	VT		D	UB		D	BB		D	FX		AA		
98	Anna	Hollins	Largs	L3-InAge	4.0	13.567	1	3.5	12.233	1	4.2	11.400	3 =	3.8	11.867	2	49.067	1
102	Lauren	McCormack	West Lothian	L3-InAge	4.0	13.133	3	2.8	11.500	3 =	3.6	11.967	2	3.8	12.167	1	48.767	2
100	Brooke	Masson	Garioch	L3-InAge	4.0	12.900	6	3.4	11.467	5	3.8	12.000	1	3.6	11.200	5	47.567	3
85	Sophie	MacPherson	City of Glasgow	L3-InAge	4.0	12.833	7 =	2.8	10.667	9	4.2	11.333	5	4.0	11.700	3	46.533	4
101	Teagan	Batho	Garioch	L3-InAge	4.0	12.967	4 =	3.1	10.267	11	3.1	11.400	3 =	3.7	11.033	7	45.667	5
86	Rebecca	Quinn	City of Glasgow	L3-InAge	3.5	12.233	13	2.8	10.933	8	3.6	10.900	6	3.7	11.133	6	45.199	6
96	Daisy	Morby	Auchterarder	L3-InAge	4.0	12.833	7 =	2.8	11.533	2	3.8	10.733	8	3.6	9.767	12	44.866	7
88	Jessica	Wright	City of Glasgow	L3-InAge	3.5	12.467	10	2.1	10.167	12	2.6	10.067	9	3.6	11.500	4	44.201	8
97	Lilly	Roy	Auchterarder	L3-InAge	4.0	13.333	2	2.9	11.133	6 =	3.9	9.267	13	3.7	10.400	9 =	44.133	9
99	Neve	Mitchell	Balwearie	L3-InAge	4.0	12.400	11 =	2.8	11.133	6 =	3.5	10.000	10	3.6	10.400	9 =	43.933	10
87	Sacha	Horne	City of Glasgow	L3-InAge	3.5	12.500	9	2.8	11.500	3 =	2.7	9.700	11	2.2	10.100	11	43.800	11
103	Crystelle	Lake	Zippys	L3-InAge	4.0	12.967	4 =	2.8	10.467	10	3.3	9.633	12	3.5	10.633	8	43.700	12
104	Katie	Cowan	Zippys	L3-InAge	3.5	12.400	11 =	2.8	9.667	13	3.5	10.867	7	2.5	9.067	13	42.001	13

Scoring by www.gymdata.co.uk

2014 Scottish L4321

Women's Artistic



L2-InAge

No	Name	Club	Comp	D	VT		D	UB		D	BB		D	FX		AA		
89	Ellie	Breadner	City of Glasgow	L2-InAge	4.0	12.800	3	1.9	10.800	2	3.9	12.000	1	3.8	11.467	1	47.067	1
91	Kacey	Morrison	Largs	L2-InAge	3.8	12.867	2	4.1	11.433	1	3.5	10.500	5 =	3.9	11.033	4	45.833	2
94	Anna	Gibson	West Lothian	L2-InAge	3.8	12.933	1	1.9	10.333	5	4.4	11.667	2	3.5	9.233	6	44.166	3
95	Kirsty	Fowler	City of Aberdeen	L2-InAge	4.0	12.333	4	1.9	10.500	4	3.5	11.400	4	3.8	9.867	5	44.100	4
90	Leah	Reid	Garioch	L2-InAge	2.6	10.467	6	2.7	10.667	3	3.5	11.467	3	3.9	11.200	3	43.801	5
92	Kerys	Currie	West Lothian	L2-InAge	2.4	11.733	5	1.8	8.867	6	2.5	10.500	5 =	3.6	11.367	2	42.467	6