







ALL-AROUND RESULTS
WAG Qualification & Teams
Commonwealth Youth Games - WAG
Manx Centre of Excellence
9-11 Sept 2011



Bib	Name	NOC Code					Total	Rank
209	TUNNEY Rebecca	ENG	13.850	14.000	13.000	13.800	54.650	1
207	CAIG Abi	ENG	13.900	11.950	14.000	13.450	53.300	2
229	ROMAEO Angel	WAL	13.000	12.850	13.600	13.400	52.850	3
230	THEAKER Raer	WAL	12.800	12.850	13.550	12.900	52.100	4
208	FELLOWS Charlie	ENG	13.050	12.550	13.200	13.000	51.800	5
228	BRENNAN Kiera	WAL	12.900	11.400	13.550	13.200	51.050	6
218	ROBERTSON Brittany	NZL	13.400	12.450	11.300	13.900	51.050	7
202	LEYDIN Maddi	AUS	13.200	12.250	12.300	13.000	50.750	8
203	NEDOV Emma	AUS	12.300	12.600	12.300	12.950	50.150	9
223	ARCHER Shannon	SCO	12.800	9.600	13.550	12.950	48.900	10
226	BECKETT Kirsten	RSA	13.300	12.250	11.950	11.400	48.900	11
225	SMITH Carly	SCO	13.300	10.300	12.150	12.800	48.550	12
201	EADE Alex	AUS	12.800	11.250	11.300	12.600	47.950	13
222	STRAWBRIDGE Sarah	NIR	12.500	11.250	11.600	12.550	47.900	14
220	MAWHINNEY Nicole	NIR	12.850	11.150	11.600	12.100	47.700	15
219	SULLIVAN Charlotte	NZL	12.700	10.300	11.550	12.550	47.100	16
221	MCPEAK India	NIR	12.700	10.350	11.200	12.400	46.650	17
224	KENNEDY Cara	SCO	12.750	10.250	10.900	12.700	46.600	18
210	DALE-BEETON Emily-Rose	IOM	12.600	8.850	11.500	10.800	43.750	19
217	MORRISON Rebecca	NZL	10.700	9.450	10.650	12.350	43.150	20
212	KNEEN Kaitlin	IOM	11.100	9.750	9.900	11.300	42.050	21
213	CARUANA Kirsty-Rosalind	MLT	12.650	8.100	9.450	11.450	41.650	22
211	JOHNSON Rebecca	IOM	12.550	8.150	8.700	11.250	40.650	23
214	ZAMMIT Adreana	MLT	12.350	8.200	9.950	10.100	40.600	24
215	GIBBONS Samantha-Lee	NAM	10.500	6.000	9.750	10.400	36.650	25
227	PATHIRAGE Thimasha Devindi	SRI	10.750	4.950	6.550	9.650	31.900	26
204	MASON Sydney	BER	9.550	1.350	8.700	9.100	28.700	27
205	HILL Lauren	CAY	10.100	3.100	6.800	8.700	28.700	28