
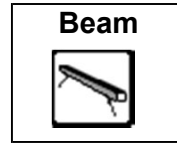
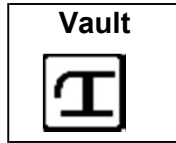


2018 BG Club Grades 4321

Women's Artistic



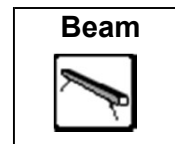
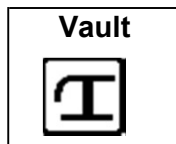


NDP3

No	Name	Club	Team	Comp	D	VT		D	UB		D	BB		D	FX		D	RC		AA		
98	Maggie	May Shepherd	EAST	NDP3-EAST	NDP3	4.0	13.550	1	4.0	13.100	3	4.0	12.200	12	4.0	12.950	1	4.0	13.500	2	65.300	1
61	Poppy	Cunningham	SCOTLAND	NDP3-SCOTLAND	NDP3	4.0	12.700	40	4.0	13.150	1	4.0	13.050	1	4.0	12.750	5	4.0	13.450	6	65.100	2
102	Anais	Bexley	LONDON	NDP3-LONDON	NDP3	4.0	13.100	2	4.0	12.950	5	4.0	12.800	3	4.0	12.750	5	4.0	13.400	7	65.000	3
105	Nikol	Stoimenova	LONDON	NDP3-LONDON	NDP3	4.0	12.750	34	4.0	13.150	1	4.0	12.900	2	4.0	12.700	8	4.0	13.500	2	65.000	3
83	Hannah	Wayman	EAST MIDLANDS	NDP3-EAST MIDLANDS	NDP3	4.0	13.000	5	4.0	12.900	8	4.0	12.800	3	4.0	12.850	2	4.0	13.300	13	64.850	5
96	Sofia	Johnson	WEST MIDLANDS	NDP3-WEST MIDLANDS	NDP3	4.0	12.850	24	4.0	12.900	8	4.0	12.500	6	4.0	12.600	12	3.5	12.900	37	63.750	6
89	Fern	Hughes	SOUTH WEST	NDP3-SOUTH WEST	NDP3	4.0	12.850	24	4.0	12.950	5	4.0	12.300	10	4.0	12.600	12	4.0	13.050	29	63.750	6
99	Millie	Root	EAST	NDP3-EAST	NDP3	4.0	12.800	28	4.0	12.800	15	4.0	12.500	6	4.0	12.300	36	4.0	13.350	12	63.750	6
62	Tilly	Bee	SCOTLAND	NDP3-SCOTLAND	NDP3	4.0	12.950	11	4.0	12.750	19	4.0	12.200	12	4.0	12.500	19	4.0	13.250	15	63.650	9
86	Willow	Hughes	SOUTH WEST	NDP3-SOUTH WEST	NDP3	4.0	12.750	34	4.0	13.000	4	4.0	12.300	10	4.0	12.450	23	4.0	13.100	23	63.600	10
104	Kathryn	Withey	LONDON	NDP3-LONDON	NDP3	4.0	12.800	28	4.0	12.800	15	4.0	12.500	6	4.0	12.500	19	4.0	12.950	34	63.550	11
68	Lola	McNaughton	SOUTH EAST	NDP3-SOUTH EAST	NDP3	4.0	12.800	28	4.0	12.900	8	4.0	11.300	33	4.0	12.850	2	4.0	13.500	2	63.350	12
66	Maia	Dunstan	NORTH WEST	NDP3-NORTH WEST	NDP3	4.0	13.000	5	4.0	12.650	28	4.0	11.900	19	4.0	12.150	41	4.0	13.550	1	63.250	13
90	Emilene	Beaupain	SOUTH	NDP3-SOUTH	NDP3	4.0	12.900	17	4.0	11.500	50	4.0	12.700	5	4.0	12.750	5	4.0	13.200	19	63.050	14
97	Jessica	Fox	WEST MIDLANDS	NDP3-WEST MIDLANDS	NDP3	4.0	12.950	11	4.0	12.350	39	4.0	12.150	15	4.0	12.350	29	4.0	13.100	23	62.900	15
60	Hawa	Keita	SCOTLAND	NDP3-SCOTLAND	NDP3	4.0	13.000	5	4.0	12.750	19	4.0	11.250	34	4.0	12.650	10	4.0	13.100	23	62.750	16
91	Libby	Herbert	SOUTH	NDP3-SOUTH	NDP3	4.0	12.750	34	4.0	12.700	24	4.0	12.000	17	4.0	12.350	29	4.0	12.900	37	62.700	17
82	Federica	Contarino	EAST MIDLANDS	NDP3-EAST MIDLANDS	NDP3	4.0	12.750	34	4.0	12.600	31	4.0	11.700	24	4.0	12.400	26	4.0	13.200	19	62.650	18
87	Alexie	Hunt	SOUTH WEST	NDP3-SOUTH WEST	NDP3	4.0	12.850	24	4.0	12.650	28	4.0	11.350	31	4.0	12.400	26	4.0	13.400	7	62.650	18
94	Mollie	Hewison	WEST MIDLANDS	NDP3-WEST MIDLANDS	NDP3	4.0	12.950	11	4.0	12.800	15	4.0	11.450	30	4.0	12.650	10	3.5	12.750	42	62.600	20
78	Ruby	Blenkin	YORKSHIRE	NDP3-YORKSHIRE	NDP3	4.0	12.900	17	3.5	11.850	46	4.0	12.350	9	4.0	12.500	19	4.0	13.000	31	62.600	20
73	Lily	May Shanahan	WALES	NDP3-WALES	NDP3	4.0	12.550	48	4.0	12.600	31	4.0	12.150	15	4.0	12.100	43	4.0	13.200	19	62.600	20
100	Thalia	Perry	EAST	NDP3-EAST	NDP3	4.0	12.900	17	4.0	12.200	42	4.0	12.200	12	4.0	12.450	23	3.5	12.800	41	62.550	23
76	Holly	Blake	YORKSHIRE	NDP3-YORKSHIRE	NDP3	4.0	12.900	17	4.0	12.600	31	4.0	11.850	21	4.0	11.950	49	4.0	13.250	15	62.550	23
81	Georgia	Price	IOM	NDP3-IOM	NDP3	4.0	12.700	40	4.0	12.750	19	4.0	11.900	19	4.0	12.000	48	4.0	13.100	23	62.450	25
65	Kaytlin	Mcguigan	NORTH WEST	NDP3-NORTH WEST	NDP3	4.0	12.900	17	4.0	12.550	34	4.0	11.800	22	4.0	12.350	29	3.5	12.700	44	62.300	26
57	Gemma	Nainby	NORTH	NDP3-NORTH	NDP3	4.0	13.000	5	4.0	12.750	19	4.0	11.550	28	4.0	12.050	45	3.5	12.950	34	62.300	26
80	Chloe	Mckenzie	IOM	NDP3-IOM	NDP3	4.0	12.600	47	4.0	12.900	8	4.0	11.500	29	4.0	12.050	45	4.0	13.250	15	62.300	26
72	Freya	Evans	WALES	NDP3-WALES	NDP3	4.0	12.800	28	4.0	12.900	8	4.0	10.700	41	4.0	12.600	12	4.0	13.250	15	62.250	29
75	Cerys	Williams	WALES	NDP3-WALES	NDP3	4.0	12.700	40	4.0	12.150	43	4.0	12.000	17	4.0	12.550	18	4.0	12.750	42	62.150	30
85	Phoebe	Radford	EAST MIDLANDS	NDP3-EAST MIDLANDS	NDP3	4.0	12.700	40	4.0	11.950	45	4.0	11.700	24	4.0	12.600	12	4.0	13.200	19	62.150	30
70	Amy	Robertson	SOUTH EAST	NDP3-SOUTH EAST	NDP3	4.0	12.800	28	4.0	12.750	19	4.0	11.250	34	4.0	12.300	36	4.0	13.000	31	62.100	32
63	Aphra	Davidson	SCOTLAND	NDP3-SCOTLAND	NDP3	4.0	12.750	34	4.0	12.800	15	4.0	11.050	37	4.0	12.100	43	4.0	13.400	7	62.100	32
77	Livvi	Ellis - Sharp	YORKSHIRE	NDP3-YORKSHIRE	NDP3	4.0	12.900	17	4.0	12.700	24	4.0	11.000	38	4.0	12.500	19	4.0	12.900	37	62.000	34
103	Joey	Heng	LONDON	NDP3-LONDON	NDP3	4.0	12.550	48	4.0	11.800	47	4.0	11.700	24	4.0	12.850	2	4.0	13.100	23	62.000	34
74	Niamh	Coffey	WALES	NDP3-WALES	NDP3	4.0	12.650	46	4.0	12.850	13	4.0	11.750	23	4.0	12.300	36	3.5	12.200	49	61.750	36
64	Evie	Ferguson	NORTH WEST	NDP3-NORTH WEST	NDP3	4.0	12.950	11	4.0	12.450	36	4.0	10.250	47	4.0	12.600	12	4.0	13.500	2	61.750	36
93	Alice	Bruun	SOUTH	NDP3-SOUTH	NDP3	4.0	13.000	5	4.0	12.700	24	4.0	11.350	31	4.0	12.600	12	3.0	12.050	50	61.700	38
95	Olivia	Waterman	WEST MIDLANDS	NDP3-WEST MIDLANDS	NDP3	4.0	12.900	17	4.0	12.850	13	4.0	10.900	39	4.0	12.350	29	3.5	12.650	46	61.650	39
69	Rojda	Alkaner-Russell	SOUTH EAST	NDP3-SOUTH EAST	NDP3	4.0	12.850	24	4.0	12.550	34	3.5	10.600	42	4.0	12.450	23	4.0	13.050	29	61.500	40
59	Olivia	Johnson	NORTH	NDP3-NORTH	NDP3	4.0	12.950	11	4.0	12.450	36	4.0	10.850	40	4.0	12.150	41	4.0	13.100	23	61.500	40

2018 BG Club Grades 4321

Women's Artistic



67	Olivia	Harper	NORTH WEST	NDP3-NORTH WEST	NDP3	4.0	12.800	28	=	4.0	12.950	5	=	4.0	10.500	45	=	4.0	12.200	39	=	4.0	13.000	31	=	61.450	42		
101	Kacey	Chrystall	EAST	NDP3-EAST	NDP3	4.0	12.750	34	=	4.0	11.600	48	=	4.0	11.250	34	=	4.0	12.350	29	=	4.0	13.400	7	=	61.350	43		
58	Hannah	Elliott	NORTH	NDP3-NORTH	NDP3	4.0	13.050	4	=	4.0	12.650	28	=	4.0	10.550	43	=	4.0	12.350	29	=	3.5	12.450	47	=	61.050	44	=	
88	Charlotte	Vanstone	SOUTH WEST	NDP3-SOUTH WEST	NDP3	4.0	12.950	11	=	4.0	12.700	24	=	3.5	9.650	48	=	4.0	12.350	29	=	4.0	13.400	7	=	61.050	44	=	
56	Alice	Romer	NORTH	NDP3-NORTH	NDP3	4.0	12.500	50	=	4.0	11.600	48	=	4.0	11.700	24	=	4.0	11.900	50	=	4.0	13.300	13	=	61.000	46		
92	Alesha	Pusey	SOUTH	NDP3-SOUTH	NDP3	4.0	13.000	5	=	4.0	12.400	38	=	4.0	10.300	46	=	4.0	12.700	8	=	3.5	12.450	47	=	60.850	47		
79	Lucy	Buchanan	YORKSHIRE	NDP3-YORKSHIRE	NDP3	4.0	13.100	2	=	4.0	12.000	44	=	3.5	10.550	43	=	4.0	12.200	39	=	4.0	12.900	37	=	60.750	48		
84	Scarlett	Kent	EAST MIDLANDS	NDP3-EAST MIDLANDS	NDP3	4.0	12.700	40	=	4.0	12.300	40	=	4.0	9.600	49	=	4.0	12.400	26	=	4.0	12.950	34	=	59.950	49		
71	Charlotte	Wainford	SOUTH EAST	NDP3-SOUTH EAST	NDP3	4.0	12.700	40	=	4.0	12.300	40	=	4.0	8.950	50	=	4.0	12.050	45	=	4.0	12.700	44	=	58.700	50		