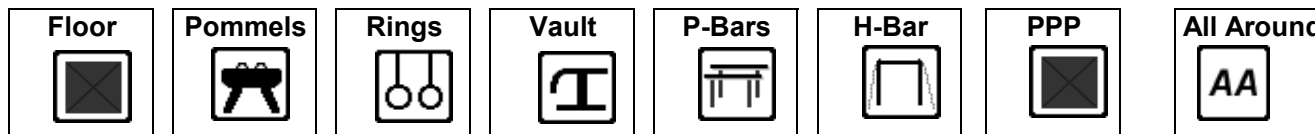


2025 SG MAG Network

Mens Artistic



MAG London Nov Pre-L1

No	Name	Club	Comp	D	FX		D	PH		D	SR		D	VTB		D	PB		D	HB		D	PP		AA		
11	Dexter	Innes	Lasswade	MAG London Nov Pre-L1	1.0	9.800	3	1.0	9.800	1	0.0	7.100	1	0.0	9.300	5	1.0	9.700	3	0.0	5.350	4	0.0	7.267	3	58.317	1
21	Hamish	Ferrier	Phoenix Forfar	MAG London Nov Pre-L1	1.0	9.667	5	1.0	9.750	2	0.0	4.550	9	0.0	9.367	4	1.0	9.600	4	0.0	4.600	6	0.0	7.167	4	54.701	2
17	Teddy	Blaikie	Hamilton	MAG London Nov Pre-L1	0.5	9.467	6	0.0	9.000	4	0.0	6.600	3	0.2	8.900	7	0.0	8.650	7	0.5	6.750	2				49.367	3
18	Noah	Morrison	Hamilton	MAG London Nov Pre-L1	0.5	9.434	8	0.0	9.000	4	0.0	6.950	2	0.2	8.067	10	0.0	8.500	8	0.5	7.000	1				48.951	4
14	Finn	Connell	Meadowbank	MAG London Nov Pre-L1	1.0	10.034	1	0.0	9.000	4				1.0	10.200	1	1.0	9.550	6				1.0	8.367	1	47.151	5
19	Tommy	Boyle	Hamilton	MAG London Nov Pre-L1	0.5	9.467	6	0.0	8.750	8	0.0	5.250	6	0.2	8.867	8	0.0	8.100	10	0.5	6.650	3				47.084	6
8	Micah	Mcpheil-Smith	City of Glasgow	MAG London Nov Pre-L1	2.0	9.267	9	1.0	9.550	3	0.0	0.000	10	1.0	9.800	2	1.0	9.600	4				0.0	8.167	2	46.384	7
15	Finlay	Cryne	Meadowbank	MAG London Nov Pre-L1	1.0	9.700	4	0.0	8.350	11	0.0	5.900	4	1.0	9.600	3	2.0	10.400	1							43.950	8
16	Remy	Coventry	Meadowbank	MAG London Nov Pre-L1	1.0	9.934	2	0.0	8.550	10	0.0	5.200	8	1.0	9.267	6	2.0	10.000	2							42.951	9
12	Rokas	Russell	Lasswade	MAG London Nov Pre-L1	0.0	7.334	10	0.0	8.700	9	0.0	5.750	5	0.0	8.834	9	0.0	7.650	11	0.0	4.500	7				42.768	10
13	Charlie	Boyter	Lasswade	MAG London Nov Pre-L1	0.0	7.334	10	0.0	9.000	4	0.0	5.250	6	0.0	7.800	11	0.0	8.400	9	0.0	4.700	5				42.484	11

MAG London Nov L1

No	Name	Club	Comp	D	FX		D	PH		D	SR		D	VTB		D	PB		D	HB		D	PP		AA		
22	Max	Alexander	West Lothian	MAG London Nov L1	1.0	9.600	1	2.0	11.150	1	1.0	8.350	1	1.0	10.400	1	2.0	11.050	1	1.0	8.150	1	0.0	7.767	2	66.467	1
23	Zander	Lang - Reis	West Lothian	MAG London Nov L1	1.0	9.300	2	1.0	9.900	2	0.0	6.950	2	1.0	9.300	2	0.0	8.200	2	0.0	5.850	2	0.0	8.767	1	58.267	2

MAG London Nov L2

No	Name	Club	Comp	D	FX		D	PH		D	SR		D	VTB		D	PB		D	HB		D	PP		AA		
9	Callum	Jack	City of Glasgow	MAG London Nov L2	1.0	8.967	1	2.0	11.000	3	2.0	8.350	2	2.0	10.834	1	2.0	10.900	1	1.0	9.400	1	0.0	8.900	2	68.351	1
24	Calum	Donnachie	West Lothian	MAG London Nov L2	0.0	8.800	2	2.0	11.350	1	1.0	8.700	1	1.0	9.667	4	2.0	10.800	2	1.0	9.250	2	1.0	9.034	1	67.601	2
26	Daniel	Taylor	Phoenix Forfar	MAG London Nov L2	0.0	8.000	4	2.0	11.200	2	0.0	6.600	3	1.0	10.634	2	2.0	10.500	3	0.0	6.350	4	0.0	6.767	3	60.051	3
25	James	Jacobs	Stenhousemuir	MAG London Nov L2	0.0	8.534	3	2.0	9.950	4	0.0	6.500	4	1.0	10.500	3	2.0	10.500	3	1.0	7.350	3	0.0	6.200	4	59.534	4

MAG London Nov L3

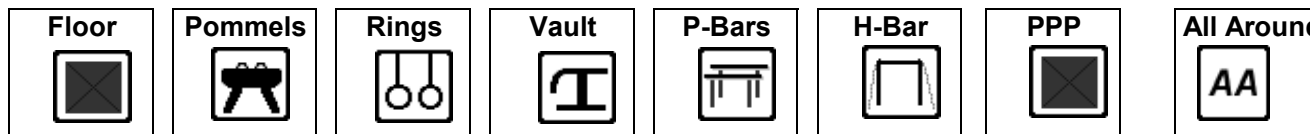
No	Name	Club	Comp	D	FX		D	PH		D	SR		D	VTB		D	PB		D	HB		D	PP		AA		
80	Nathan	Henderson	West Lothian	MAG London Nov L3	1.0	9.500	2	2.0	11.200	2	1.0	7.650	3	1.0	10.100	1	2.0	10.800	3	2.0	10.500	1	1.0	9.900	1	69.650	1
28	Elliot	Douglas	West Lothian	MAG London Nov L3	1.0	9.600	1	2.0	11.350	1	1.0	8.350	2	1.0	9.234	3	2.0	11.100	1	2.0	8.950	3	1.0	9.334	3	67.918	2
10	Charlie	Eadie	City of Glasgow	MAG London Nov L3	2.0	8.434	3	2.0	10.700	3	2.0	9.200	1	0.0	8.800	4	2.0	10.950	2	2.0	9.900	2	3.0	9.467	2	67.451	3
27	Natan	Krawiecki	Phoenix Forfar	MAG London Nov L3	1.0	8.434	3	1.0	9.150	4	0.0	6.100	4	1.0	9.467	2	0.0	8.300	4	0.0	7.300	4	0.0	7.467	4	56.218	4

MAG London Nov L4

No	Name	Club	Comp	D	FX		D	PH		D	SR		D	VTB		D	PB		D	HB		D	PP		AA		
29	Arran	Westwood	Phoenix Forfar	MAG London Nov L4	0.0	7.967	1	1.0	9.700	1	0.0	5.650	1	0.0	8.934	1	0.0	8.350	1	0.0	4.900	2	1.0	9.667	1	55.168	1
30	Jack	Myles	Phoenix Forfar	MAG London Nov L4	0.0	5.934	2	1.0	9.050	2	0.0	4.350	2	0.0	7.934	2	0.0	8.100	2	0.0	5.150	1	0.0	5.534	2	46.052	2

2025 SG MAG Network

Mens Artistic



MAG Bob Currier Pre-L1

No	Name	Club	Comp	D	FX		D	PH		D	SR		D	VTB		D	PB		D	HB		D	PP		AA		
96	Daniel	Martin	Hamilton	MAG Bob Currier Pre-L1	0.0	6.500	1	0.0	7.000	2	0.0	3.700	4	0.0	6.800	4	0.0	6.634	1	0.0	5.500	3	0.0	6.900	1	43.034	1
95	Harrison	Cairney	Hamilton	MAG Bob Currier Pre-L1	0.0	5.667	3	0.0	7.167	1	0.0	4.700	1	0.0	6.500	6	0.0	5.634	5	0.0	4.700	6	0.0	5.067	3	39.435	2
83	William	Mcaulay	Aberdeen	MAG Bob Currier Pre-L1	0.0	6.000	2	0.0	5.334	3	0.0	4.300	2	0.0	7.367	1	0.0	5.900	3	0.0	6.100	1	0.0	2.867	6	37.868	3
84	Max	Murphy	Aberdeen	MAG Bob Currier Pre-L1	0.0	5.567	5	0.0	4.600	4	0.0	3.800	3	0.0	6.867	3	0.0	5.967	2	0.0	5.300	4	0.0	4.367	4	36.468	4
85	Leo	Lawrie	Aberdeen	MAG Bob Currier Pre-L1	0.0	4.700	6	0.0	4.067	5	0.0	3.600	5	0.0	6.567	5	0.0	5.867	4	0.0	5.700	2	0.0	4.267	5	34.768	5
86	Charlie	Bellringer	Aberdeen	MAG Bob Currier Pre-L1	0.0	5.667	3	0.0	2.834	6	0.0	3.400	6	0.0	7.234	2	0.0	5.300	6	0.0	4.900	5	0.0	5.400	2	34.735	6

MAG Bob Currier L1

No	Name	Club	Comp	D	FX		D	PH		D	SR		D	VTB		D	PB		D	HB		D	PP		AA		
97	Hamish	Leiper	Lasswade	MAG Bob Currier L1	0.0	7.467	1	0.0	7.600	1	0.0	8.150	1	0.0	7.367	2	0.0	6.967	3	0.0	7.800	1	0.0	7.400	2	52.751	1
77	Harrison	Bennie	West Lothian	MAG Bob Currier L1	0.0	6.934	2	0.0	7.534	2	0.0	7.400	2	0.0	8.234	1	0.0	7.034	2	0.0	7.050	2	0.0	5.934	5	50.120	2
99	James	Trobe	Hamilton	MAG Bob Currier L1	0.0	6.534	3	0.0	7.467	3	0.0	6.200	3	0.0	7.334	3	0.0	7.234	1	0.0	6.800	3	0.0	8.000	1	49.569	3
100	Zack	Moore	Hamilton	MAG Bob Currier L1	0.0	6.500	4	0.0	7.434	4	0.0	5.300	4	0.0	7.000	5	0.0	6.867	4	0.0	6.600	4	0.0	5.634	6	45.335	4
87	Jack	Howie	Aberdeen	MAG Bob Currier L1	0.0	6.300	6	0.0	2.000	6	0.0	5.100	5	0.0	7.134	4	0.0	5.867	5	0.0	5.200	5	0.0	6.034	4	37.635	5
98	Daniel	Chmielarski	Lasswade	MAG Bob Currier L1	0.0	6.467	5	0.0	6.800	5	0.0	4.000	6	0.0	6.800	6	0.0	0.000	6				0.0	7.134	3	31.201	6

MAG Bob Currier L2

No	Name	Club	Comp	D	FX		D	PH		D	SR		D	VTB		D	PB		D	HB		D	PP		AA		
90	Archie	Smith	Aberdeen	MAG Bob Currier L2	0.0	5.667	2	0.0	6.867	5	0.0	6.000	1	0.0	7.434	2	0.0	6.234	1	0.0	6.550	5	0.0	6.267	4	45.019	1
91	Calum	Wood	Aberdeen	MAG Bob Currier L2	0.0	4.734	5	0.0	6.700	7	0.0	5.800	2	0.0	7.267	3	0.0	5.800	3	0.0	7.150	1	0.0	6.767	3	44.218	2
103	Luther	Freeman	Hamilton	MAG Bob Currier L2	0.0	5.300	3	0.0	7.467	1	0.0	5.400	4	0.0	5.234	9	0.0	5.434	4	0.0	6.600	4	0.0	7.734	1	43.169	3
102	Aaron	Baird	Lasswade	MAG Bob Currier L2	0.0	6.067	1	0.0	7.334	2	0.0	4.500	8	0.0	7.267	3	0.0	6.000	2	0.0	6.800	2	0.0	5.100	7	43.068	4
92	Joshua	Davidson	Aberdeen	MAG Bob Currier L2	0.0	5.167	4	0.0	7.000	3	0.0	5.500	3	0.0	7.534	1	0.0	5.300	5	0.0	6.200	6	0.0	6.067	6	42.768	5
101	Harris	Wilson	Lasswade	MAG Bob Currier L2	0.0	4.500	6	0.0	7.000	3	0.0	4.850	6	0.0	7.234	5	0.0	5.034	6	0.0	6.700	3	0.0	4.400	9	39.718	6
78	Dominic	Somogyi	West Lothian	MAG Bob Currier L2	0.0	4.134	7	0.0	6.834	6	0.0	4.300	9	0.0	5.600	8	0.0	4.734	8	0.0	5.700	7	0.0	6.100	5	37.402	7
79	Kasim	Jalil	West Lothian	MAG Bob Currier L2	0.0	2.667	10	0.0	5.700	9	0.0	5.000	5	0.0	4.767	10	0.0	4.500	9	0.0	5.650	8	0.0	7.434	2	35.718	8
89	Brodie	Graham	Stenhousemuir	MAG Bob Currier L2	0.0	3.934	8	0.0	6.334	8	0.0	4.700	7	0.0	5.767	7	0.0	4.500	9	0.0	5.600	9	0.0	4.434	8	35.269	9
88	Mason	Ainslie	Stenhousemuir	MAG Bob Currier L2	0.0	3.400	9	0.0	5.434	10	0.0	3.700	10	0.0	6.834	6	0.0	4.967	7	0.0	5.200	10	0.0	3.734	10	33.269	10

MAG Bob Currier L3

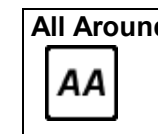

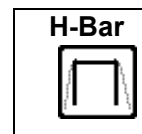
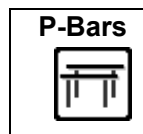
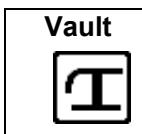
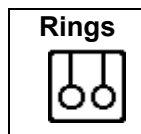
No	Name	Club	Comp	D	FX		D	PH		D	SR		D	VTB		D	PB		D	HB		D	PP		AA		
94	Kruz	Gebbie	Aberdeen	MAG Bob Currier L3	0.0	6.900	1	0.0	7.367	1	0.0	6.600	1	0.0	7.534	2	0.0	6.634	1	0.0	7.500	1	0.0	7.067	1	49.602	1
93	Ross	Robertson	Stenhousemuir	MAG Bob Currier L3	3.0	6.467	2	0.0	6.734	2	0.0	4.300	2	0.0	7.934	1	0.0	4.567	2	0.0	5.800	2	0.0	4.334	2	40.136	2

MAG Bob Currier L4

No	Name	Club	Comp	D	FX		D	PH		D	SR		D	VTB		D	PB		D	HB		D	PP		AA		
104	Artie	Baillie	Lasswade	MAG Bob Currier L4	0.0	7.534	1	0.0	4.300	2	0.0	4.100	2	0.0	8.100	1	0.0	4.734	1	0.0	1.400	1	0.0	6.034	1	36.202	1
81	Angus	Coyle	City of Glasgow	MAG Bob Currier L4	0.0	3.934	2	0.0	6.100	1	0.0	6.400	1	0.0	7.700	2	0.0	4.300	2				0.0	5.567	2	34.001	2

2025 SG MAG Network

Mens Artistic



MAG Bob Currier L5

No	Name	Club	Comp	D	FX		D	PH		D	SR		D	VTB		D	PB		D	HB		D	PP		AA		
82	Ruaridh	Mcguire	City of Glasgow	MAG Bob Currier L5	0.0	5.267	1	0.0	6.567	1	0.0	5.200	1	0.0	8.067	1	0.0	5.600	1	0.0	3.600	1	0.0	6.334	1	40.635	1

MAG Paul Blakeborough Pre-L1

No	Name	Club	Comp	D	FX		D	PH		D	SR		D	VTB		D	PB		D	HB		D	PP		AA		
72	Calvin	Kirk	City of Glasgow	MAG Paul Blakeborough Pre-L1	0.0	7.100	1	0.0	8.800	1	0.0	7.100	1	0.0	8.700	1	0.0	6.834	1	0.0	5.400	1	0.0	6.167	1	50.101	1

MAG Paul Blakeborough L1

No	Name	Club	Comp	D	FX		D	PH		D	SR		D	VTB		D	PB		D	HB		D	PP		AA		
74	Fraser	Campbell	City of Glasgow	MAG Paul Blakeborough L1	0.0	7.334	2	0.0	9.100	1	0.0	7.000	1	0.0	9.534	1	0.0	6.934	1	0.0	7.000	1	0.0	4.600	2	51.502	1
73	Lyle	Donohoe	City of Glasgow	MAG Paul Blakeborough L1	0.0	7.500	1	0.0	7.367	2	0.0	6.200	2	0.0	7.967	2	0.0	6.767	2	0.0	6.800	2	0.0	6.134	1	48.735	2

MAG Paul Blakeborough L3

No	Name	Club	Comp	D	FX		D	PH		D	SR		D	VTB		D	PB		D	HB		D	PP		AA		
76	Jack	Mcadam	West Lothian	MAG Paul Blakeborough L3	0.0	6.967	2	0.0	7.934	1	0.0	7.100	1	0.0	8.367	2	0.0	6.934	1	0.0	7.200	2	0.0	8.600	1	53.102	1
75	Finn	Roache	City of Glasgow	MAG Paul Blakeborough L3	0.0	8.267	1	0.0	7.100	2	0.0	6.500	2	0.0	9.934	1	0.0	6.400	2	0.0	7.400	1	0.0	5.467	2	51.068	2

MAG Disability Junior PD L2

No	Name	Club	Comp	D	FX		D	PH		D	SR		D	VTB		D	PB		D	HB		D	PP		AA		
5	Callum	Sweeney	City of Glasgow	MAG Disability Junior PD L2	0.0	6.067	2	0.0	9.250	1				0.0	9.000	1	0.0	8.900	2	0.0	1.500	2	0.0	6.834	2	41.551	1
6	Andrew	Carr	City of Glasgow	MAG Disability Junior PD L2	0.0	6.267	1	0.0	8.600	2				0.0	8.400	2	0.0	9.000	1	0.0	1.700	1	0.0	7.034	1	41.001	2

MAG Disability Junior PD L3

No	Name	Club	Comp	D	FX		D	PH		D	SR		D	VTB		D	PB		D	HB		D	PP		AA		
2	Harley	Davis	City of Glasgow	MAG Disability Junior PD L3	0.0	7.934	1	0.0	9.350	1	0.0	7.350	1	0.0	8.767	1	0.0	8.900	1	0.0	5.500	1	0.0	7.800	1	55.601	1

MAG Disability Junior LD L3

No	Name	Club	Comp	D	FX		D	PH		D	SR		D	VTB		D	PB		D	HB		D	PP		AA		
4	Connor	Deafley	City of Glasgow	MAG Disability Junior LD L3	0.0	7.767	1	0.0	8.400	1	0.0	6.300	1	0.0	9.234	1	0.0	8.700	1	0.0	1.600	1	0.0	8.334	1	50.335	1

MAG Disability Senior

No	Name	Club	Comp	D	FX		D	PH		D	SR		D	VTB		D	PB		D	HB		D	PP		AA		
3	Zachary	Wood	City of Glasgow	MAG Disability Senior	0.0	7.634	1	0.0	8.800	2				0.0	9.067	2	0.0	8.500	1	0.0	5.200	1	0.0	8.100	1	47.301	1
1	Andrew	Meffen	City of Glasgow	MAG Disability Senior	0.0	4.767	2	0.0	9.100	1				0.0	9.367	1	0.0	8.200	2	0.0	2.950	2	0.0	7.734	2	42.118	2