

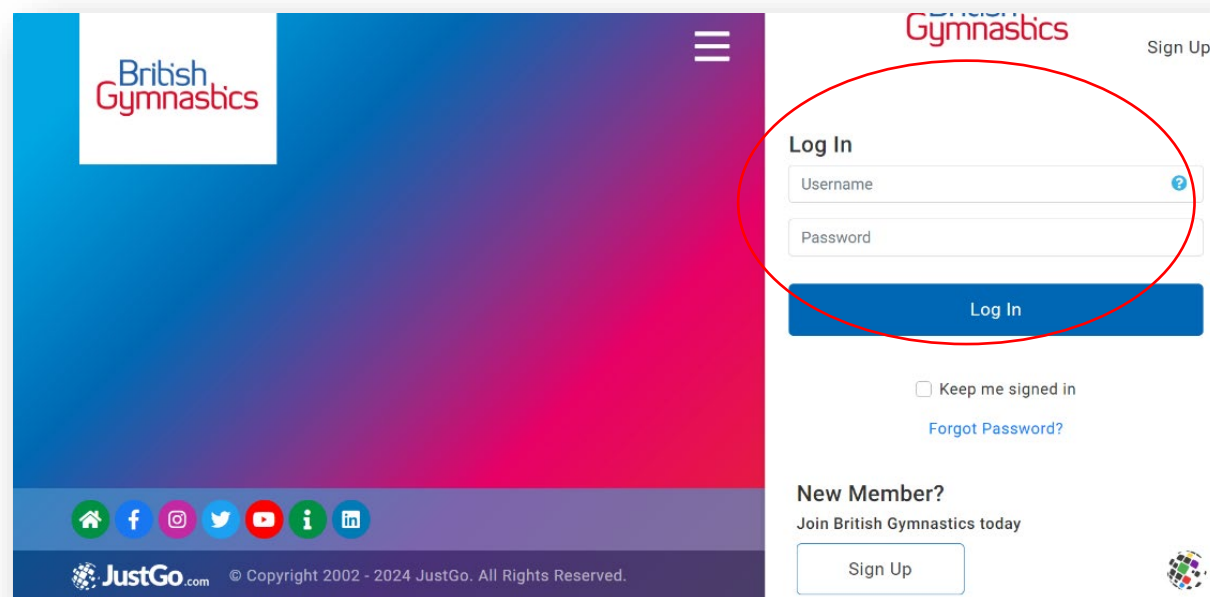
How do I create a family account?

This guide shows you how to add family members to your existing membership profile

This guide covers:

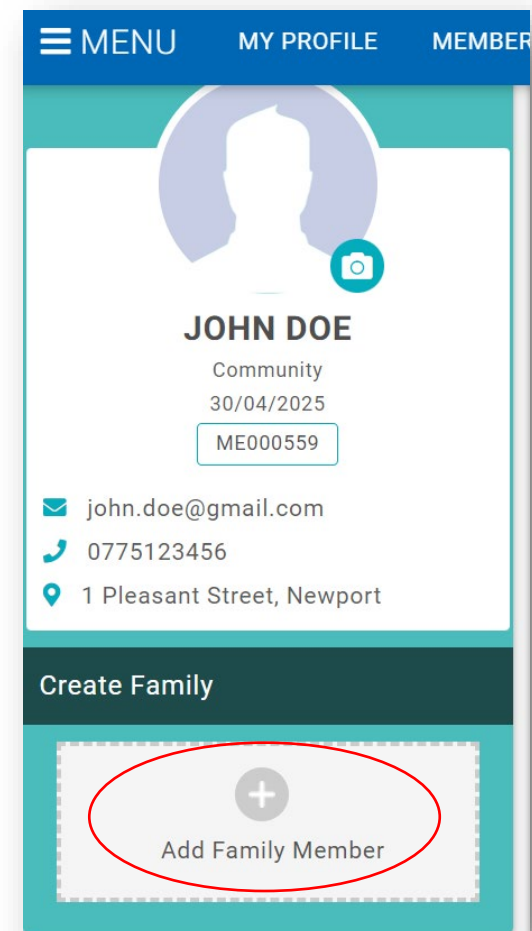
- how to log in
- how to add a new member to your existing account
- how to add an existing member to your existing account

Log into your My BG
account using your email
address/username and
password





The screenshot shows the British Gymnastics website's login interface. The page features a blue and purple gradient background. In the top left, the 'British Gymnastics' logo is displayed. A navigation menu icon is visible in the top right. The main content area on the right contains a 'Log In' section, which is circled in red. This section includes a 'Username' input field with an eye icon, a 'Password' input field, and a blue 'Log In' button. Below the login fields, there is a checkbox for 'Keep me signed in' and a link for 'Forgot Password?'. At the bottom of the login section, there is a 'New Member?' section with the text 'Join British Gymnastics today' and a 'Sign Up' button. The footer of the page includes social media icons for home, Facebook, Instagram, Twitter, YouTube, and LinkedIn, along with the 'JustGo.com' logo and copyright information: '© Copyright 2002 - 2024 JustGo. All Rights Reserved.'

On the left-hand side of the screen, you see the option to 'Create family'. Click 'Add Family Member'



A notification pops up for you to select between Existing Member or New Member

Add New or Existing Member ✕

 <p>Existing Member</p> <p>If a person you want to add is an existing member, use this option to link them to your family</p> <p>Select</p>	 <p>New Member</p> <p>If a person you want to add hasn't registered before, use this option to add them to your family</p> <p>Select</p>
---	--

Close

Existing Member allows you to add the membership details of an individual who already has a **My BG account**

By clicking **‘send verification email’**, they are sent a request to agree to being connected to your family account

Complete the details on the form to send the verification email. The recipient then needs to follow the instructions in the email

Add Existing Member ✕

Step 1
Enter the email address of member you wish to add

Email Address

Use [Membership Number](#) instead

Step 2
Enter the date of birth of the member you wish to add or their member number

Date of Birth

OR

Membership Number



New Member allows you add someone to your existing account that is new to Scottish Gymnastics, using the join as a new member form

Complete all the necessary sections of the form

Welcome to British Gymnastics. Before you complete your British Gymnastics registration, you will first need to create a personal account.

If you are a parent or guardian registering a child under 16, please enter your child's details but use your own email address and contact number.

Add member


First Name

Last Name

Email Address

john.doe@gmail.com

You will see the following message confirming the new individual is linked to your account

 **Success!**

You have successfully added **John Doe Junior** to your family.

What Next?

[Add another member](#)

[Close](#)

A family profile is then visible in your existing account where you can manage further additions or remove members linked to your account

Please note, you then need to buy the relevant membership for any new family members if this is not already in place

