

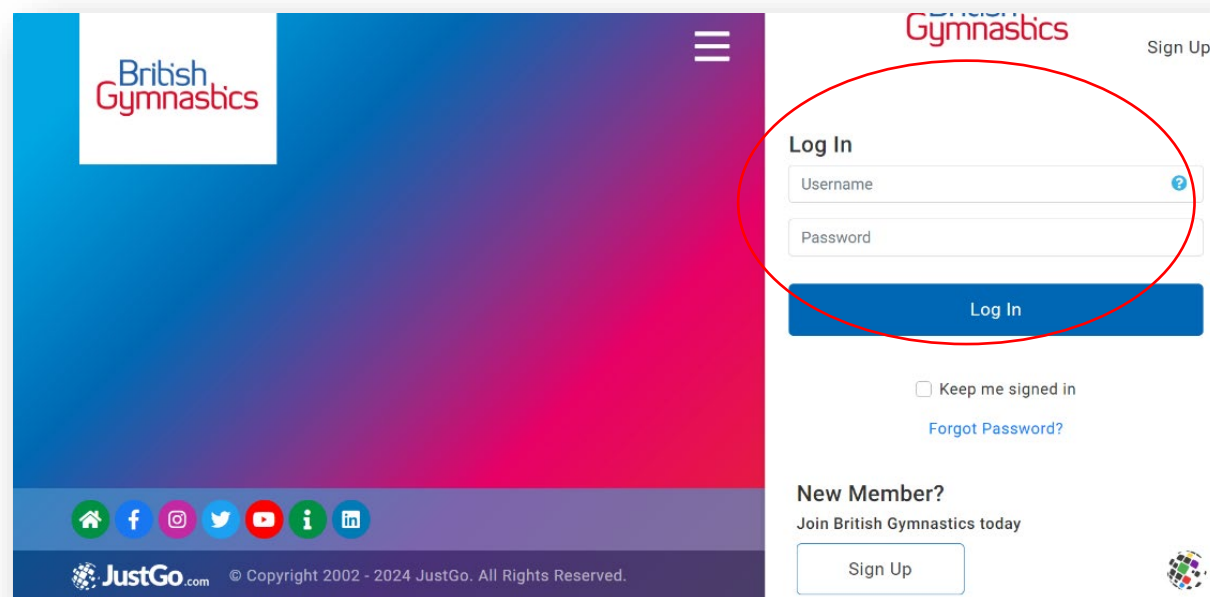
How do I download my digital membership card?

This guide shows you how to access and download your digital membership card

This guide covers:

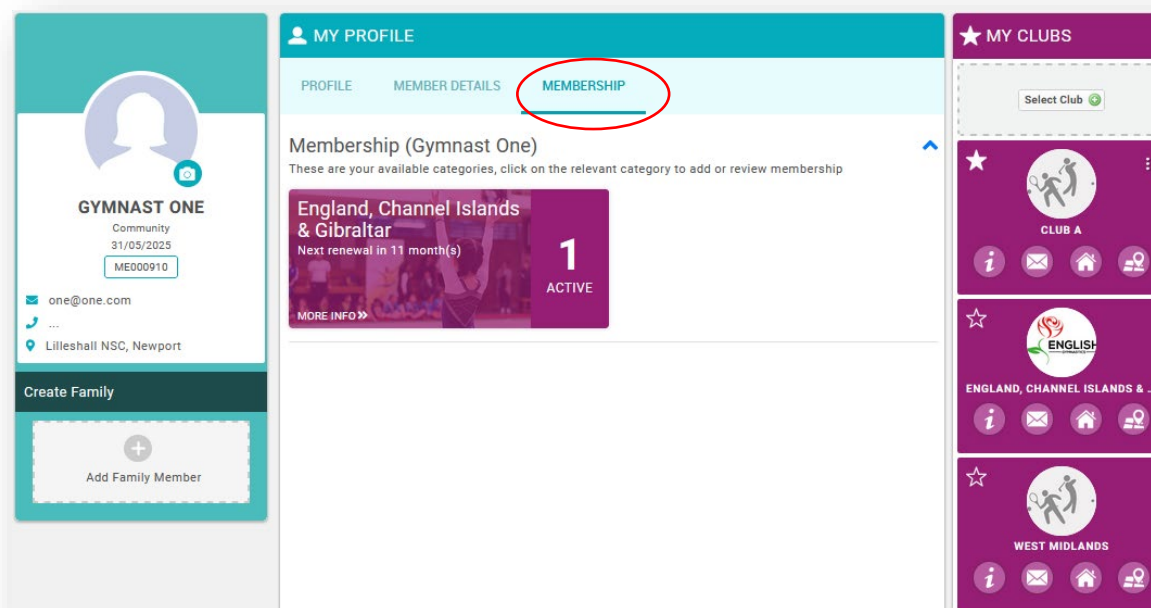
- How to log in
- How to download your membership card
- How to add it to your digital wallet

Log into your My BG
account using your email
address/username and
password



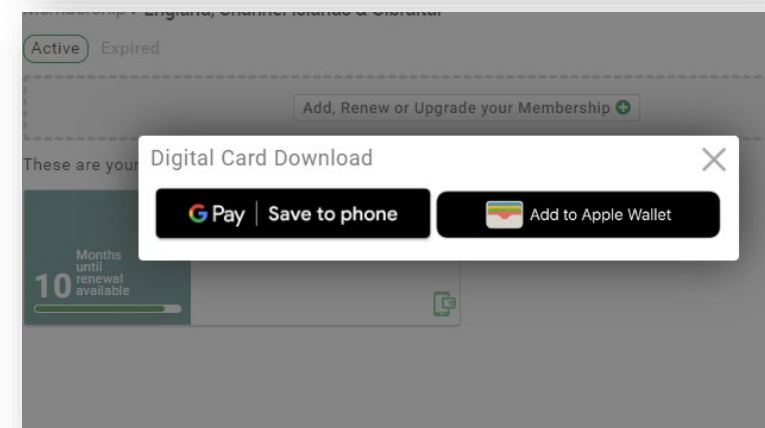
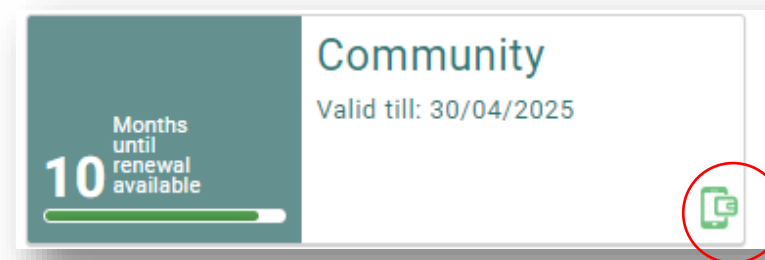
The image shows a screenshot of the British Gymnastics website's login page. The page features a blue and purple gradient background. In the top left corner, the 'British Gymnastics' logo is displayed. A red circle highlights the login form, which includes a 'Log In' heading, a 'Username' input field with an eye icon, a 'Password' input field with an eye icon, and a blue 'Log In' button. Below the button, there is a checkbox for 'Keep me signed in' and a link for 'Forgot Password?'. At the bottom of the page, there is a 'New Member?' section with the text 'Join British Gymnastics today' and a 'Sign Up' button. The footer contains social media icons for home, Facebook, Instagram, Twitter, YouTube, information, and LinkedIn, along with the 'JustGo.com' logo and copyright information: '© Copyright 2002 - 2024 JustGo. All Rights Reserved.'

Once you have logged in,
click on your membership



In the bottom right corner of your membership, you will see a green icon on a phone. Click this and you will see two options pop up

Select the option that is relevant to your smart phone and click 'add'





Navigate to the **‘Wallet’** app in your phone, where you will see your Scottish Gymnastics membership card

Anyone can scan the QR code on the membership card to bring up further information about your membership

